



GOVERNMENT OF ASSAM

# A Type Study Report on the Economic Activities of Small Tea Growers in Assam

*Reference Year 2013*



DIRECTORATE OF ECONOMICS AND STATISTICS, ASSAM  
JAWAHARNAGAR, GUWAHATI - 28



GOVERNMENT OF ASSAM

A Type Study Report  
On the Economic Activities of  
**Small Tea Growers in Assam**

*(Reference Year : 2013)*

(UNDER THE 13<sup>TH</sup> FINANCE COMMISSION GRANTS)

**DIRECTORATE OF ECONOMICS AND STATISTICS, ASSAM  
JAWAHARNAGAR, GUWAHATI-781028**



## FOREWORD

In pursuance of the National Statistical Commission's recommendations and at the instance of the Central Statistical Organization (CSO), Govt. of India, the Directorate of Economics & Statistics, Assam (DES) has conducted the Pilot survey on Small Tea Growers (STG) in 14 major Tea Growing Districts under the 13<sup>th</sup> Finance Commission Grants milestones. The study is very significant as special emphasis is given to know about the economic activities of the Small Tea Growers (STG) of Assam. It is worth mentioning that no systematic study on this subject has been made in the State before. Hence, it is expected that the results of the study will go a long way in strengthening the data base pertaining to estimation of GDP in Assam besides other academic uses.

I would like to record my sincere gratitude to the National Accounts Division, CSO, MOSPI and Government of India for providing financial and technical assistance in carrying out the studies. I also like to express my gratitude to the Directorate of Tea under the Department of Industries and Commerce, Government of Assam for their extended co-operation for providing initial information about the Small Tea Growers of Assam and sharing the Directory of Small Tea Growers (STG) of Assam volume 1,2,3 & 4. I would also like to place on record the gratitude and appreciation to the Group of officers and staff of Industry Division of the Directorate of Economics & Statistics, Assam for conducting the survey, analyzing the data and finally bringing out this report. I am also thankful to the officers and staff of the District and Sub Divisional Officers of the Directorate for their sincere efforts in carrying out the field work.

I hope that the results of the survey would also be useful to the researchers and academics.



(B.K. Phookan)

Date :: 24/07/2015.

Place :: Guwahati

Director of Economics & Statistics, Assam  
Jawaharnagar, Guwahati-781028



List of Officers and Staff Associated with Publication  
of the Report

---

|                                  |   |
|----------------------------------|---|
| <b>Shri Nagen Bhuyan</b>         | Additional Director ( <i>Retd</i> )     |
| <b>Shri Prasanta Kumar Misra</b> | Joint Director                          |
| <b>Shri Purbajyoti Das</b>       | Senior Research Officer                 |
| <b>Shri Mukul Ch. Goswami</b>    | Senior Research Officer ( <i>Retd</i> ) |
| <b>Shri Sukalpa Chakravorty</b>  | Senior Research Officer                 |
| <b>Shri Bibekananda Borah</b>    | Senior Research Officer                 |
| <b>Shri Dhaniram Konwar</b>      | Research Officer                        |
| <b>Shri Kalyan Deka</b>          | Statistical Officer                     |
| <b>Smti Kabita Das</b>           | Inspector of Statistics                 |
| <b>Shri Binod Borah</b>          | Inspector of Statistics                 |
| <b>Shri Jagadish Ch. Medhi</b>   | Sub-Inspector of Statistics             |
| <b>Shri Bhaben Das</b>           | Sub-Inspector of Statistics             |
| <b>Shri Goutam Das</b>           | Sub-Inspector of Statistics             |
| <b>Nripendra Ch. Lahkar</b>      | Sub-Inspector of Statistics             |
| <b>Tankeswar Choudhury</b>       | Computer                                |
| <b>Prabin Ch. Bharali</b>        | Computer                                |

---



# Content

|                 | <i>Page</i>   |
|-----------------|---|
| <b>PART - I</b> |   |
|                 | Introduction ..... 1-3                              |
| Chapter -I      | Brief history of STG growers in Assam ..... 4-5     |
| Chapter-II      | Entrepreneurship in Small Tea Cultivation ..... 6-8 |
| Chapter-III     | Need for Conducting the Survey ..... 9              |
| Chapter-IV      | Procedure adopted to conduct the Survey ..... 10-11 |
| Chapter-V       | Gross Value of Output ..... 12-13                   |
|                 | Gross Value Added ..... 13-14                       |
|                 | Production of Green Leaf ..... 15                   |
|                 | Yield Rate ..... 16                                 |
|                 | Farm Harvesting Price ..... 17-18                   |
|                 | Cost of Cultivation ..... 18                        |
|                 | Area ..... 18-19                                    |
|                 | Workers ..... 19-20                                 |
|                 | Number of Small Tea Growers ..... 20-21             |
|                 | Production Expenses ..... 21-22                     |
|                 | Expenses on Fertilizer ..... 22-23                  |
|                 | Selling Green Tea Leaf ..... 23-25                  |
|                 | Salary and Wages ..... 25-26                        |
| <b>PART-II</b>  |   |
|                 | Statistical Tables ..... 27-65                      |
|                 | Schedule ..... 66-70                                |





## INTRODUCTION

The state of Assam is the world's largest tea-growing region, lying on either side of the Brahmaputra River and bordering Bangladesh and Burma (Myanmar). This part of India experiences high precipitation during the monsoon period, as much as 10 to 12 inches (250–300 mm) of rain per day. The daytime temperature rises to about 103F (40°C), creating greenhouse-like conditions of extreme humidity and heat. This tropical climate contributes to Assam's unique malty taste, a feature for which this tea is well known.

Though Assam generally denotes the distinctive black teas from Assam, the region produces smaller quantities of green tea also with their own distinctive characteristics.

Historically, Assam has been the second commercial tea production region after Southern China. Southern China and Assam are the only two regions in the world with native tea plants.

The recurring colonial myth of "discovery" informs the history of the Assam tea bush and is attributed to one Robert Bruce a Scottish adventurer, who apparently encountered it in the year 1823. Bruce reportedly found the plant growing "wild" in Assam while trading in the region. Maniram Dewan directed him to the local Singpho chief Bessa Gam. Bruce noticed local tribesmen (the Singphos) brewing tea from the leaves of the bush and arranged with the tribal chiefs to provide him with samples of the leaves and seeds, which he planned to have scientifically examined. Robert Bruce died shortly thereafter, without having seen the plant properly classified. It was not until the early 1830s that Robert's brother, Charles, arranged for a few leaves from the Assam tea bush to be sent to the botanical gardens in Calcutta for proper examination. There, the plant was finally identified as a variety of tea, or *Camellia sinensis*, but different from the Chinese version (*Camellia sinensis* var. *sinensis*).

The intervention of the colonizing British East India Company was realized through a body of 'experts' constituting the Tea Committee (1834) to assess the scientific nature and commercial potential of Assam tea. The adherence of the members of the committee to the Chinese ideal (in terms of the plant and the method of manufacture) led to the importation of Chinese tea makers and Chinese tea seeds to displace the "wild" plant and methods obtained in Assam. After a period, however, a hybridized version of the Chinese and Assam tea plants proved to be more successful in the Assam climate and terrain.

By the late 1830s, a market for Assam tea was being assessed in London; and the positive feedback led the East India Company to inaugurate a long drawn process of dispossession of agricultural land and forest commons through the infamous 'Wasteland Acts' allowing significant portions of the province by private capital to be transformed into tea plantations. The close symbiotic relationship of the colonial state and plantation capitalism through the colonial period is most succinctly captured in the term Planter-Raj.

## Tea Region



The tea plant is grown in the lowlands of Assam, unlike Darjeeling and Nilgiris which are grown in the highlands. The Assam tea bush grows in a lowland region, in the valley of the Brahmaputra River, an area of clay soil rich in the nutrients of the floodplain. The climate varies between a cool, arid winter and a hot, humid rainy season - conditions ideal for growing tea. Because of its lengthy growing season and generous rainfall, Assam is one of the most prolific tea-producing regions in the world. Each year, the tea estates of Assam collectively yield approximately 1.5 million pounds (680,400 kg) of tea.

Assam tea is generally harvested twice, in a "first flush" and a "second flush." The first flush is picked during late March. The second flush, harvested later, is the more prized "tippy tea," named thus for the gold tips that appear on the leaves. This second flush, tippy tea is sweeter and more full-bodied and is generally considered superior to the first flush tea. The leaves of the Assam tea bush are dark green and glossy and fairly wide compared to those of the Chinese tea plant. The bush produces delicate white blossoms.

## Separate Time Zone

Tea gardens in Assam do not follow the Indian Standard Time (IST), which is the time observed throughout India and Sri Lanka. The local time in Assam's tea gardens, known as '**Tea Garden Time**' or *Bagantime*, is an hour ahead of the IST. The system was introduced during British days keeping in mind the early sunrise in this part of the country.

By and large, the system has been successful in increasing the productivity of tea garden workers as they save on daylight by finishing the work during daytime. Working time for tea labourers in the gardens is generally between 9 a.m. (IST 8 a.m.) to 5 p.m. (IST 4 p.m.) It may vary slightly from garden to garden.

## Tea Production of India

The cultivation and production of Assam tea in the first two decades (1840–1860) were monopolized by the Assam Company, which operated in districts of Upper Assam and through the labour of the local Kachari community. The success of the company and the changes in colonial policy of offering land to the tea planters led to a period of boom and expansion in the Assam tea industry in the early 1860s, but these could not necessarily be translated into a dramatic shift in production (from China to Assam) due to the "makeshift" nature of plantations, poor conditions of life on plantation (huge rates of mortality and desertion), and also at times the presence of pure speculative capital with no interest in tea production.

**Table A**  
**Tea Industry in India at a Glance (2011)**

| Tea Garden        | Number of Tea Gardens | Area under production (in hectare) | Total Production (million kg) | Employment |
|-------------------|-----------------------|------------------------------------|-------------------------------|------------|
| Small Tea Gardens | 157504                | 1.62 lakh                          | 260                           | 1 million  |
| Big Tea Estates   | 1686                  | 4.18 lakh                          | 728                           | 2 million  |

*Source : Tea Board of India*

### Largest Tea Drinking Nations

Tea is the most popular manufactured drink consumed in the world, equaling all others – including coffee, chocolate, soft drinks and alcohol – combined. Most tea consumed outside East Asia is produced on large plantations in the hilly regions of India and Sri Lanka and is destined to be sold to large businesses. Opposite this large-scale industrial production are many small "gardens," sometimes minuscule plantations, which produce highly sought-after teas prized by gourmets. These teas are both rare and expensive, and can be compared to some of the most expensive wines in this respect.

India is the world's largest tea-drinking nation although the per capita consumption of tea remains a modest 750 grams per person every year.

In 2003, world tea production was 3.21 million tonnes annually. In 2010, world tea production reached over 4.52 million tonnes after having increased by 5.7% between 2009 and 2010. Production rose by 3.1% between 2010 and 2011. The largest producers of tea are the People's Republic of China, India, Kenya, Sri Lanka and Turkey.

The following table shows the amount of tea production (in tonnes) by leading countries in recent years. Data are generated by the Food and Agriculture Organization of the United Nations as of February 2012.

**Table B**  
**World's largest Tea-drinking Nation**

| Rank         | Country   | 2008             | 2009             | 2010             | 2011             |
|--------------|---|------------------|------------------|------------------|------------------|
| 1            |  <a href="#">China</a>     | 1,274,984        | 1,375,780        | 1,467,467        | 1,640,310        |
| 2            |  <a href="#">India</a>     | 987,000          | 972,700          | 991,180          | 1,063,500        |
| 3            |  <a href="#">Kenya</a>     | 345,800          | 314,100          | 399,000          | 377,912          |
| 4            |  <a href="#">Sri Lanka</a> | 318,700          | 290,000          | 282,300          | 327,500          |
| 5            |  <a href="#">Turkey</a>    | 198,046          | 198,601          | 235,000          | 221,600          |
| 6            |  <a href="#">Vietnam</a>   | 173,500          | 185,700          | 198,466          | 206,600          |
| 7            |  <a href="#">Iran</a>      | 165,717          | 165,717          | 165,717          | 162,517          |
| 8            |  <a href="#">Indonesia</a> | 150,851          | 146,440          | 150,000          | 142,400          |
| 9            |  <a href="#">Argentina</a> | 80,142           | 71,715           | 88,574           | 96,572           |
| 10           |  <a href="#">Japan</a>     | 96,500           | 86,000           | 85,000           | 82,100           |
| <b>Total</b> | <b>World</b>  | <b>4,211,397</b> | <b>4,242,280</b> | <b>4,518,060</b> | <b>4,321,011</b> |

*(in Tonnes)*

Brief history of STG growers in AssamTea Plantation

Traditionally, tea is best known as plantation crop. Tea plantation is often called tea estates/gardens. Plantation comprises a large area, producing a single agricultural product as a commercial venture. This model (plantation) was introduced in Indian tea industry during the colonial period by the British planters, until 1950"s, it was thought to be the only way to produce tea on commercial basis where production to sale was controlled by the tea planters themselves. Tea cultivation on small holding belongs to a farm or production unit that allocates its labour, land or other resources for subsistence or semi subsistence income from it. Thus, a small grower is the owner and worker as well as worker of their garden. The growers produce only green leaves; manufacturing and distribution parts are managed by different persons or groups. Cultivation of tea on a small holding is a usual practice in much major tea producing countries like- China, Japan, Sri Lanka, Indonesia, etc.

The concept of small tea cultivation came into existence when Kenya in 1950"s, had decided to produce tea for export. The Kenyan successful experience had created a model of small tea growers in developing and underdeveloped countries. Since then, there has been a steady shift in tea cultivation from big plantation to small holdings. Today, in most of the tea producing countries, tea cultivation depends on small Tea Growers.

**Table C**  
**Distribution of Small Tea Growers (STGs) in India**

| State                    | Number of STGs<br>(2008) | Registered with TBI<br>(2010) | Area in Hect<br>(2005) |
|--------------------------|--------------------------|-------------------------------|------------------------|
| Assam                    | 64597                    | 4561                          | 41249                  |
| West Bengal              | 9990                     | 1032                          | 9500                   |
| Others                   | 9354                     | 8865                          | 7355                   |
| <b>Total North India</b> | <b>83941</b>             | <b>14458</b>                  | <b>58104</b>           |
| Tamil Nadu               | 68147                    | 10404                         | 43157                  |
| Kerala                   | 5402                     | 7412                          | 4810                   |
| Karnataka                | 14                       | 14                            | 83                     |
| <b>Total South India</b> | <b>73563</b>             | <b>17830</b>                  | <b>48050</b>           |
| <b>Total India</b>       | <b>157504</b>            | <b>32288</b>                  | <b>106154</b>          |

The tea industry of Assam is more than 180 years old, but cultivation of tea in small scale is a new development. During the initial days, tea cultivation was quite colonial in nature without the involvement of native people. Few initiatives were taken by the end of 19<sup>th</sup> century by the local entrepreneurs. This was limited within the influential classes and not permissible to common people. The local people never got prime land for tea cultivation. After positive feedback of London Auction (1839), the Government encouraged British entrepreneurs to invest in tea cultivation. The investors were given land on easy terms and the policy of Colonial rulers was to favour their own people. Labourers also hired from outside the state like- Bihar, Orissa, Madhya Pradesh and other parts of the country. There was a dearth of indigenous labour and capital and the commodity market did not evolve within the region. Besides, tea cultivation was

a new concept for the local people; they might have lack of knowledge and interest to take tea cultivation. Having their own land, they did not want to work as a tea labourer in the gardens. This stigma remained with local people more than 150 years. The mistake they have committed during the initial days of tea cultivation deprived the whole indigenous community from the industry and became the silent observers of the growth and development of tea industry of Assam.

After independence, certain restrictions were imposed on cultivation of tea to keep control on quantity and quality of tea produce in India. Under Plantation and Labour Act (PLA) of India for tea cultivation, Tea Board of India is responsible to regulate output, quality and marketing of tea. It gives approval on cultivation of tea on virgin soil, subject to fulfillment of certain conditions such as proof of ownership of land and size of the holding on which plantation of tea is proposed, proof of suitability of soil for cultivation of tea, proof of financial soundness etc. All these restrictions stood as hurdles to the growth of tea cultivation on small holding.

Traditionally agriculture sector of Assam was underdeveloped and subsistence in nature due to lack of irrigation and investment, small holding, difficult terrain, insufficient Government intervention. It compelled the agriculturists to look for alternative livelihood. Tea cultivation on small holding was one of the alternatives for the agriculturists to sustain their livelihood in the long run as cultivation of tea provides works and income throughout the year. This can be termed as the beginning of an Indian entrepreneurship in the tea sector. In the present context, in India there are limited scopes for the growth of big tea gardens as after independence a lot of changes have taken place in the Government legislations to improve the socio-economic framework of the country. So, the alternative for the growth of tea industry in India is left only setting up of small tea gardens. Finally, the Government of India as well as Assam Government allowed the local people to open small tea gardens by abolishing all the barriers relating to the growth of this sector.

The first effort to popularize tea cultivation in small holding in Assam was made in 1978 by Late Soneswar Bora (the then Agriculture Minister of Assam). The abundance of uplands, suitable climate, availability of agro-technology services, skilled surplus labours from nearby big tea estates, ready market to sell the green leaves in the estates factories, the advantage of plantation crop over the seasonal agricultural crops were the factors that encouraged the small and marginal farmers who were engaged in other economic activities to take up tea plantation. The initial success was phenomenal. At present there are about 78350 STGs in Assam with land coverage of 1, 65,981 acre; contributing nearly 30 per cent of the total tea production of the state. On the other hand, the acreage under big tea estates declined from 4, 09,684 hectares to 4, 01,512 hectares (1.99 per cent) during 1991-2006. According to a survey conducted by the Government of Assam, the major concentration of STGs (94 per cent) is found in Upper Assam districts (*Tinsukia, Dibrugarh, Sivasagar, Golaghat and Jorhat*)

### Entrepreneurship in Small Tea Cultivation

The economic importance of small business in a developing country like India is much more than innovative and invention; they have been a vital source of absorbing unaccountable no of person at place in semi rural areas (Maurya, 2001). It requires low capital and low level of barriers to entry. In India, besides unemployment the economy is facing many other problems

Like poverty, illiteracy, poor health, etc. To overcome some of the basic unsolved problems like unemployment and income generation, country may encourage entrepreneurship through small business. They are characterized by the relatively labour intensive choice of production, which contribute to the society by enhancing the employment capabilities of skilled and unskilled, educated and uneducated labour force which may otherwise remained unutilized. The opportunity to enter into this business venture may cultivate the spirit of entrepreneurship which will empower the economic growth of the society as well as the economy. In order to know how entrepreneurship is good for development, it is necessary to aware the types of entrepreneurial activity in a region or a country is actually involved. According to GEM, Entrepreneurship may be divided into two:

- (a) *Necessity based*
- (b) *Opportunity based*

It is observed that in every country, there is some level of necessity and opportunity entrepreneurship. When a person becomes an entrepreneur because he has no better option is called necessity entrepreneurship. On the other hand, opportunity entrepreneurship is an active choice to start a new enterprise based on the perception that an unexploited or underexploited business opportunity exists. Opportunity entrepreneurship is one of the important factors for employment creation and acceleration of economic growth. It is possible that necessity entrepreneurship may not lead to economic development because being pushed into entrepreneurship (self employed) as all other option for work either absent or unsatisfactory can lead to underdevelopment. On the other hand opportunity entrepreneurship represents the voluntary nature of participation and therefore entrepreneurs expect their venture to produce more growth firms and provide more jobs (Acs, 2006).

### Employment Generation

Assam has been experiencing a social revolution in the field of tea cultivation on small holding for the last 30 years. It is an active choice of the farmers because, Assam is one of the finest places of producing tea in the world .Tea, as a commercial cash crop, has an increasing demand in and outside the country. Natural factors like -soil, weather is highly favorable for tea cultivation in Assam. Infrastructural facilities like factories for tea processing, auction market for made tea, available land for tea cultivation, cheap labour in and around tea growing areas, technical and other necessary technical knowhow, incentives provided by the State for small tea cultivation are the biggest advantages available for the local entrepreneurs. These opportunities act as a big push- factor to many rural unemployed youths to take tea cultivation on small holdings.

Tea cultivation on small holding is a family run enterprise. Family members are actively involved in maintaining the garden; only seasonal labours on temporary basis are engaged in these gardens. Initial Investment for tea cultivation on small holding is very less as investment requires only for plantation. Crop failure in agricultural sector is a regular phenomenon in

Assam due to lack of irrigation, flood, lack of technology in production, etc. But in tea cultivation, crop failure is limited very occasional pest attack and natural calamities.

Tea cultivators have used suitable areas which were either un-utilised or under-utilised. It is estimated that nearly 20 million hectare of land in upper Assam has been brought under tea cultivation by the small growers in the last decade. According to All Assam Small Tea Growers Association (AASTGA), at least five workers are employed in each small tea garden. It is estimated that about 2.40 lakh people are directly employed in this sector out of which 1.45 lakh is ex-tea garden labour or excess number of workers from the nearby big tea estates, specifically women pluckers.

#### Estimated Engagement of workers in Small Tea Sector

| <i>Category</i>                                       | <i>No. of Workers</i> |
|---|-----------------------|
| Engagement of family member                           | 81792                 |
| Additional workers (extra of neighboring tea estates) | 145692                |
| Engagement of sub staff categories                    | 11520                 |
| <b>Total Direct Employment</b>                        | <b>239004</b>         |

#### Major Constraints

Tea small holdings are never expected to assume the mode of dominant producers. They are seen only as a means for providing some additional earnings to the peasantry, and thus absorbing of rural surplus labours. In Assam tea cultivation on small holding is still in nascent stage. There are some hindrances for the growth and developments of this sector which include – ownership of land, lack of finance, low price realisation of green leaf, unorganized nature of cultivation, etc. Most of the growers are cultivating tea on Government ceiling land without having formal ownership. The Land Act of Assam restricts the transfer of ownership right to the growers. This restricts the growers to qualify for registration under Tea Board, unable to take the advantages of various schemes of Government, financial intermediaries. Whatever the growth has been taken place in small tea cultivation in Assam, the credit goes to the private initiatives of individual growers. Since, STGs do not possess their own processing unit; and have to sell their produce to the big estates or Bought Leaf Factories (BLF) being placed in the situation of dependent subcontractors, tea small holding remain in a stage of disadvantaged. Tea small holding have just become a convenient source for outsourcing by the estate sector, which set price for raw tea leaves. Sometimes these factories simply return raw leaves, citing inferior quality or compel small holders to accept the unremunerative price. Therefore they are bound to sale their produce at whatever the prices, offered by the estates or the BLFs. The deceleration of the price of green leaf so rapid in recent years that the price offered by the large tea estates /BLFs has come down from Rs 21/k.g (*in August*) to Rs.4/k.g (*in October*), 2011. BLFs enter into agreement for green leaf mostly with intermediaries like leaf agents or growers for volume of supply of green leaves. As the STGs are un-organised, they have the little bargaining powers with the factories. Lack of market information, absence of proper storage facilities, transportation problem, etc., ultimately bring down the price of green leaf. Unregulated growth of this sector in Assam has given raise the problem of price fluctuation of green leaf in the market. Without going through the marketing and economic holding etc. many small tea growers started cultivation of tea in the remote areas of Assam enthusiastically without technical knowledge; which ultimately leads to the uneven development of this sector.



## Policy Recommendation

It is observed that small tea plantation may rebuild the socio-economic structure of the rural Indigenous people of Assam. The problems which are highlighted like land ownership problem; can be sorted out by the Government taking example from other states.<sup>5</sup> The only thing needed here is the sincere effort from the Government side and look this small tea gardens a new development initiative for the state.

Land ownership problem can be solved by minimizing the problem of finance to some extent of this sector; which is one of the most important factors for the growth of an industry. The institutional finance and financial assistance from Tea Board of India is totally based on land ownership of the cultivator in Assam.

For the promotion of the tea industry of the small tea growers, the co-operative system of cultivation can be promoted for better earning and production of the small tea growers. Minimum support price of the agricultural production of the small tea growers can be incorporated in support of their protection for the minimum return.

Looking into the technical problems of the small tea growers, the Tea Board of India, Tea Research Authority and corporate tea producers should take the responsibility to train different aspect of tea cultivation to the small tea growers. This will improve the technical knowhow of the cultivators.

### Need for Conducting the Survey

The study has conducted in the Directorate of Economics & Statistics (DES) for the following reasons:

#### Agriculture Sector

The Agriculture sector in the estimation of Gross State Domestic Product (GSDP) is worked out by the adopting the production approaches since the workers related to the sector are goods producers. The process of estimation is described below:

$$\text{Gross Value Output (GVO)} = \sum (\text{Production (Green Leaf)} \times \text{Prices (producer's prices)}) \dots (A)$$
$$\text{Gross Value Added (GVA)} = \text{Gross Value of Output (GVO)} - \text{Input} \dots (B)$$

#### From (A)

Production of Green Leaf is estimated by converting the total production of processed tea in the ratio of processed tea: green tea = 22.5:100.

Production of Processed Tea is available from the Reports published by the Tea Board of India which do not cover the exhaustive set of Small Tea Growers (STGs) of Assam. In order avoid under estimation in the process of estimation of SDP, DES Proposes to conduct a survey covering all the tea growing districts of Assam.

#### From (B)

**Inputs :** It's clear that in order to estimate the 'inputs' of Agriculture sector whose workers are mainly goods producers, is worked out by conducting a nationwide survey by the Ministry of Agriculture. It's expected to cover all the group of cultivators who contribute in the Agriculture sector of the SDP i.e., in the estimation of SDP, the input costs incurred by all the cultivators producing any agricultural goods are to be covered up exhaustively. **Since the input cost incurred by the STG's have not yet been covered so, the socio economic survey on STG's had become most important for us in the DES.**

It is widely acknowledged that there is wide data gap in many areas so far estimation of SDP as well as National Accounts Statistics is concerned. In fact due to dearth of up-to-date data, rates and ratio are used to get the required information but these rates and ratios are based on old studies that need up-dation. Moreover all these rates and ratios used are at national level and not state specific. India being a large country with both intra and inter regional variation in respect of way of living, occupation, culture etc., the national level rates and ratios hardly reflect the prevailing reality of different States. *Accordingly a scheme under 13<sup>th</sup> F.C Grant Fund covering topics "Tea cultivation in Assam by the Small Tea Growers (STGs): and its micro economic indicators" has under taken by the Industry Division of the Directorate of Economics & Statistics, Assam.*

#### Objective of the Study

- *To conduct a survey to depict a picture of the Green Leaf production by the small tea growers in respect of land holding status, number of small tea growers etc. in Assam.*
- *Status of the workforce, income, expenditure and other socio economic conditions of the activity of the Small Tea Growers (STGs) in Assam.*

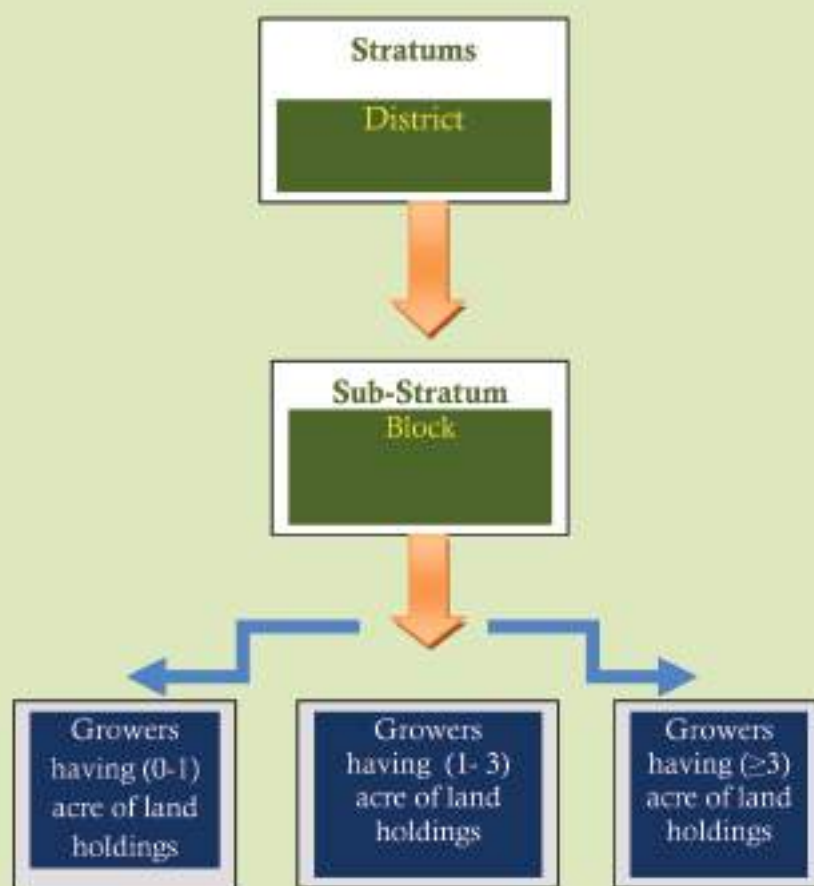
## Chapter –IV

### Procedure adopted by the DES to conduct the Survey

Stratified Random Sampling technique has adopted to conduct the survey. All the 27 districts of Assam are covered. Exhaustive lists are prepared with the help of the Small Tea Growers Association of Assam and Tea Board of India. Districts are our stratums. Each district is divided into Sub-stratums of 219 Blocks which are again sub-divided into three (3) categories.

1. Growers having (0-1) acre of land holdings.
2. Growers having (1-3) acre of land holdings.
3. Growers having (above 3) acre of land holdings.

#### Lay-out of the Survey



#### Survey Design

The Stratified random sampling technique has been adopted for the current survey.

- 1) Districts are made Stratums
- 2) Blocks as Sub-Stratums and
- 3) Each Block is divided into three Sub-Stratums.

3% Small Tea Growers (STGs) are selected at random for the current survey.

Estimation Procedure

The proposed sample survey will be conducted applying the stratified random sampling technique. The district wise list of Small Tea Growers (STGs) are divided into Blocks; ultimately Blocks are again sub-stratified into-

- 1. *Sub-stratum* : *Growers having (0-1) acre of land holdings.*
- 2. *Sub-stratum* : *Growers having (1-3) acre of land holdings.*
- 3. *Sub-stratum* : *Growers having ( $\geq 3$ ) acre of land holdings.*

Now, from each of the sub-stratums 3% sample have randomly drawn from each and every Blocks.

Operational Organization

The field work of the survey has conducted using the services of the district field staff of the Directorate of Economics and Statistics, Assam.

Estimation Procedure

For the Sub-stratum 1, 2 and 3 the simple arithmetic mean of any characteristic pertaining to the sample units will provide the Block level average separately.

Let,  $y_{ijk}$  = be the sample characteristic of the  $i$ th STG grower in the  $j$ th Block of the  $K$ th district.

$$Y_{jk} = \frac{1}{n_{jk}} \sum_{i=1}^{n_{jk}} y_{ijk}$$

whereas,  $n_{jk}$  = be the sample size of the  $j$ th Block in the  $k$ th district.  
 $N_{jk}$  = be the population size of the  $j$ th Block in the  $k$ th district.

Estimate of the population characteristic of the  $j$ th Block in the  $i$ th district,

$$B_{jk} = N_{jk} \times Y_{jk} \dots\dots\dots (A)$$

From (A)

$$\text{District estimate of } k\text{th district } D_k = \sum B_{jk}$$

$$\text{State Estimate} = \sum_{k=1}^{24} D_k$$

Gross Value of Output (GVO)

Table 01

**Gross Value of Output (Annual) of the production of Green tea Leaf by the Small Tea Growers in Assam**

| <i>Reference Year 2013</i>                        |                                    |                                       |
|---|------------------------------------|---------------------------------------|
| Stratum wise number of Small Tea Growers in Assam | <b>GVO</b><br><i>(Rs. In Lakh)</i> | P.C.<br>Distribution<br>of <b>GVO</b> |
| (0-1) acre of land holdings                       | 22275                              | 19                                    |
| (1-3) acre of land holdings                       | 38275                              | 32                                    |
| (above 3) acre of land holdings                   | 57531                              | 49                                    |
| All   | 118081                             | 100                                   |

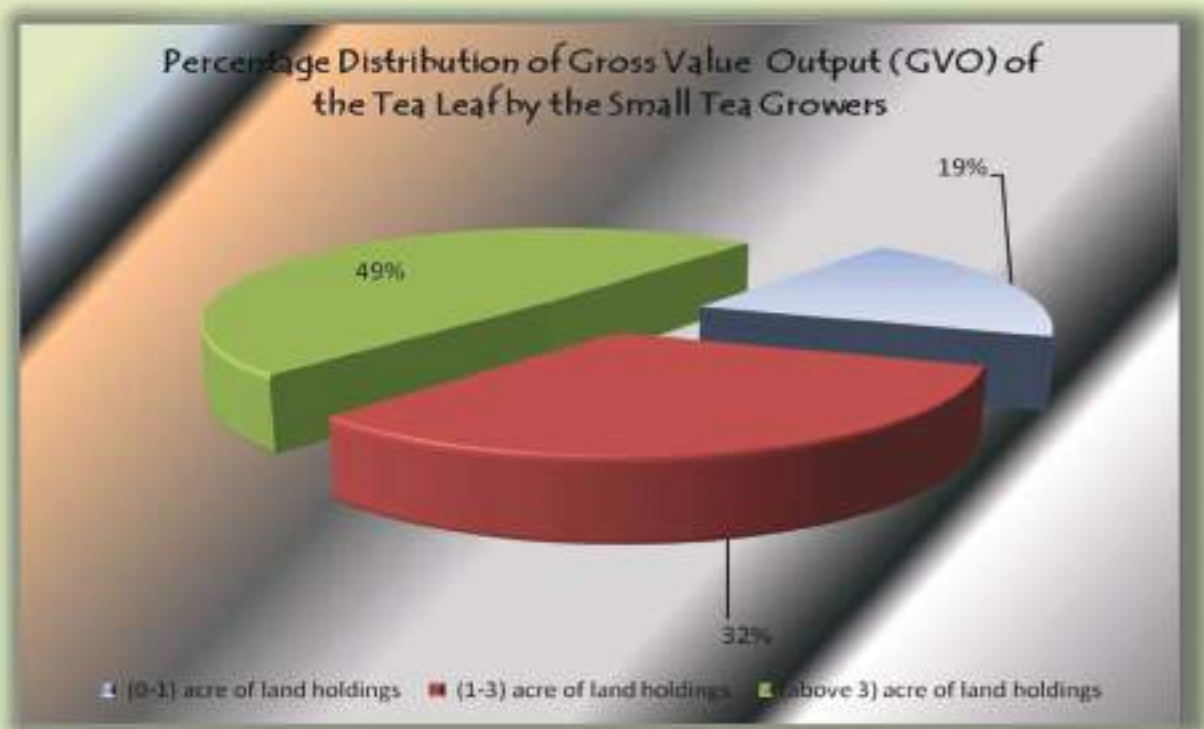
**Top 3 Districts in respect of GVO of production of Green leaf by the Small Tea Growers (STGs) in Assam (*in %*)**

|                  |       |
|------------------|-------|
| <b>Dibrugarh</b> | 28.74 |
| <b>Tinsukia</b>  | 26.75 |
| <b>Sivasagar</b> | 10.73 |

From the **Table-01**, it is seen that the **Gross Value of Output (GVO)** of production of Green leaf by the Small Tea Growers (STG's) in Assam is calculated around **118081** lakh in the reference year 2013 on the basis of the primary data found during the time of survey. Out of which, contribution of STGs having (0-1) acre of land holdings are around **22275** lakh which are nearly **19%** of the total **GVO** of production of Green leaf by the **Small Tea Growers (STGs)**. On the other hand, the contribution of the **STG's** having (1-3) acre of land holdings are about **38275** lakh with a share of **32%** of the total **GVO** of production of green leaf by the STGs and the contribution of STG's having (above 3) acre of land are nearly **57531** lakh which are around **49%** of the total production of green leaf by the STGs.

Amongst the districts, the largest share of **GVO** of the production of Green leaf by the Small Tea Growers are contributed by the Dibrugarh district **28.74%**, followed by the Tinsukia district **26.75%** and the Sivasagar district **10.73%**. The graphical presentation is shown at **Chart-I**.

Chart-I



Gross Value Added (GVA)

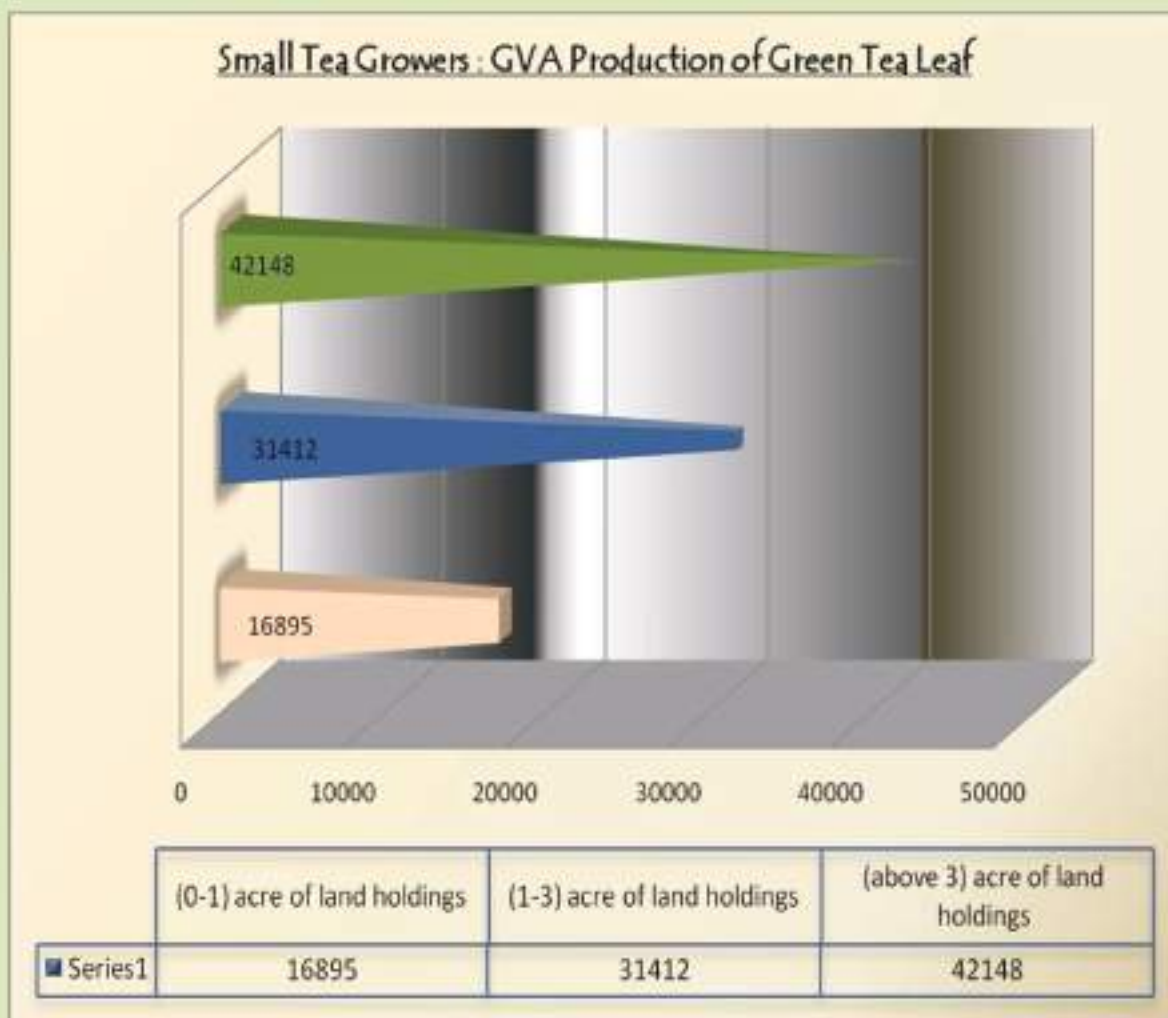
Table 02

**Gross Value of Added (Annual) of the production of Green tea Leaf by the Small Tea Growers in Assam**

| Stratum wise number of Small Tea Growers in Assam | Reference Year 2013    |                                      |
|---|------------------------|--------------------------------------|
|   | GVA<br>(Rs. In Lakhs ) | Percentage<br>Distribution of<br>GVA |
| (0-1) acre of land holdings                       | 16895                  | 18.68                                |
| (1-3) acre of land holdings                       | 31412                  | 34.73                                |
| (above 3) acre of land holdings                   | 42148                  | 46.59                                |
| All   | 90455                  | 100                                  |

The **Table-02** reveals that the **Gross Value Added (GVA)** of production of Green leaf in Assam by the Small Tea Growers (STGs) is worked out about **90455 lakhs** in the year 2013. Out of which, Gross Value Added of the production of Green Leaf under the Small Tea Grower's in Assam having (0-1) acre of land holdings are calculated around **Rs.16895 Lakhs (18.68%)**, **Rs.31412 (34.73%)** under STG's having (1-3) acre of land holdings and **Rs.42148 lakhs (46.59%)** under STGs having (above 3) acre of land holdings. The pictorial presentation is shown at **Chart-II**.

Chart-II



Among the surveyed districts, the Dibrugarh district has contributed the highest share of GVA **26243 Lakh**, followed by the Tinsukia district **26092 lakh** and Sivasagar **9645 Lakh**.

Percentage distribution of District wise contribution of Gross Value Added (GVA) of Production of Green Leaf Tea by the Small Tea Grower's (STGs) in Assam are as follows:

|                          |               |
|--------------------------|---------------|
| <b>Dibrugarh</b>         | <b>29.01%</b> |
| <b>Tinsukia</b>          | <b>28.85%</b> |
| <b>Sivasagar</b>         | <b>10.66%</b> |
| <b>Rest of Districts</b> | <b>31.48%</b> |

**Production of Green tea leaf under Small Tea Growers in Assam**

| <i>Reference Year 2013</i>  |  |                         |
|---|--|-------------------------|
| <b>Production of Green tea leaf under STGs in Assam</b>                                     | <b>Production of Green Tea Leaf (in Kg.)</b> | <b>P.C Distribution</b> |
| Production of Green tea leaf under Small tea growers having (0-1) acre of land holdings     | 145908626                                    | 20                      |
| Production of Green tea leaf under Small tea growers having (1-3) acre of land holdings     | 244513567                                    | 33                      |
| Production of Green tea leaf under Small tea growers having (above 3) acre of land holdings | 353823922                                    | 47                      |
| <b>Total</b>  | <b>744246115</b>                             | <b>100</b>              |

**Top 3 districts in respect of Production of Green Tea Leaf (Share of %)**

|                  |        |
|------------------|--------|
| <b>Dibrugarh</b> | 28.90% |
| <b>Tinsukia</b>  | 27.50% |
| <b>Sivasagar</b> | 11.35% |

It is seen from the **table-03** that the production of Green leaf under small tea grower's (STGs) are about **744246115 kg** in the reference year 2013. Out of which, **20%** is produced by the STGs having (0-1) acre of land holdings, **33%** is produced by the STGs having (1-3) acre of land holdings. The largest proportion of production of Green Leaf is contributed by the STGs having (above 3 acre) of land with a share of **48%**. The production of Green Leaf by the STGs is found highest in Dibrugarh district with a share of **28.90%**, followed by the Tinsukia district with a share of **27.49%** and Sivasagar district with a share of **11.35%** among all surveyed districts of Assam. The pictorial presentation is shown at **Chart-III**.

Chart-III

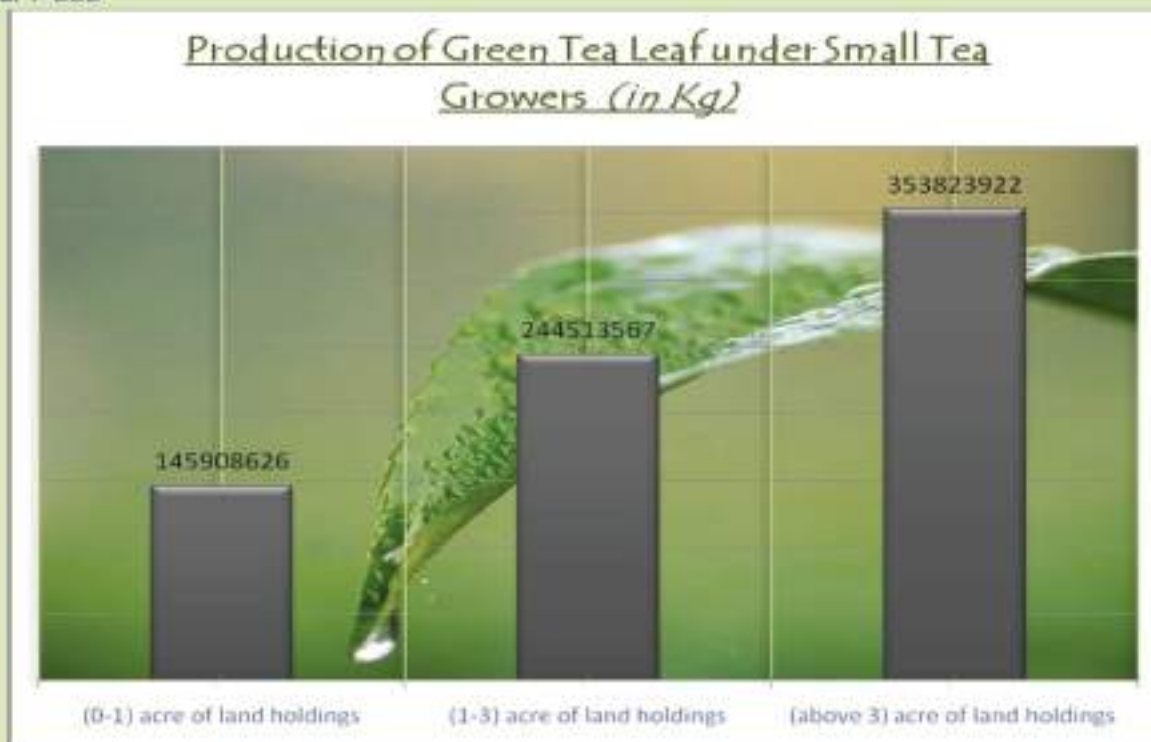




Table - 04  
**Yield rate of Green Leaf by the STG's in Assam**

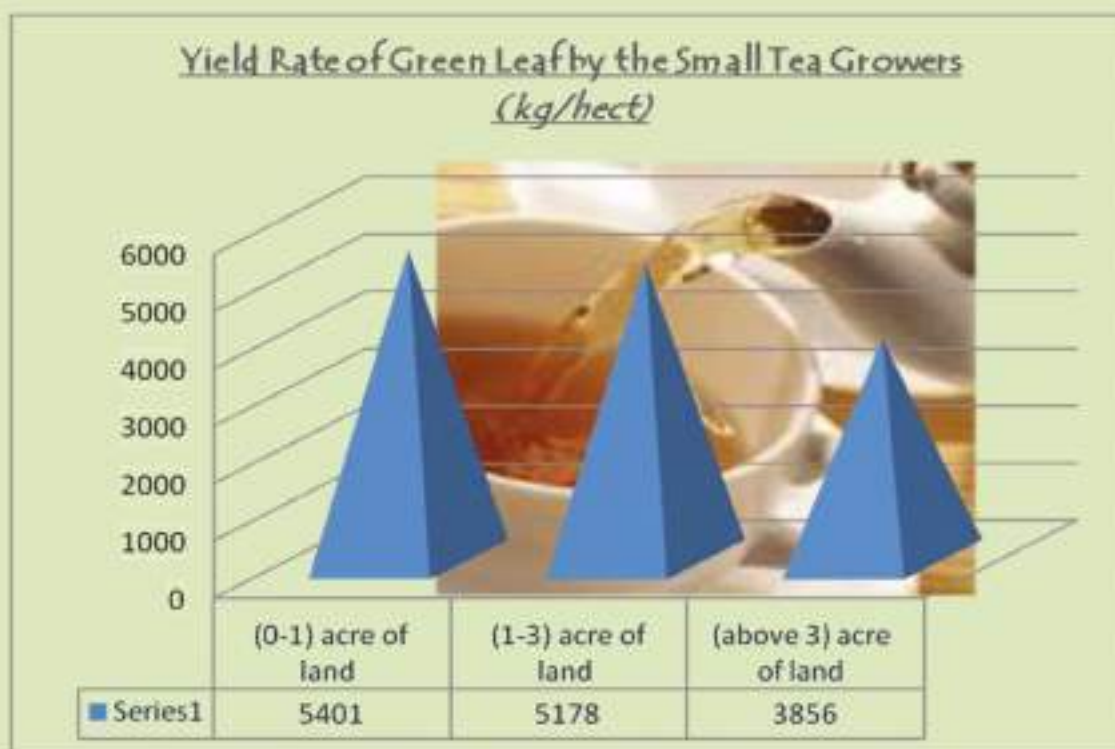
| Small Tea Growers in Assam  | Yield Rate (Kg/hect.) |
|---|-----------------------|
| Small Tea Growers having (0-1) acre of land holdings in Assam         | 5401                  |
| Small Tea Growers having (1-3) acre of land holdings in Assam         | 5178                  |
| Small Tea Growers having (above 3) acre of land holdings in Assam     | 3856                  |
| Small Tea Growers having (all sizes 3) acre of land holdings in Assam | 4483                  |

**Top 3 districts in respect of Yield Rate (kg/hect.)**

|                  |      |
|------------------|------|
| <b>Dibrugarh</b> | 5484 |
| <b>Sonitpur</b>  | 4996 |
| <b>Lakhimpur</b> | 4992 |

In respect of yield rate (Production in number/area in hectare) of Green Leaf under Small Tea Growers in Assam, the highest yield rate i.e production per area is found about 5401 kg/hect for the STGs having (0-1) acre of land holding as against the yield rate of the State 4483 kg/hect. The yield rate for the STGs having (1-3) acre of land holdings and above 3 acre of land holdings is about 5178 kg/hect and 3856 kg/hect respectively. Among the districts, Dibrugarh district depicted highest yield rate 5484 kg/hect for the STGs, followed by Sonitpur districts 4996 kg/hect, Lakhimpur district 4992 kg/hect, Tinsukia district 4930 kg/hect and Sivasagar district 4367 kg/hect. The graphical presentation is shown at **Chart-IV**.

Chart-IV



## Farm Harvesting Price

Farm harvesting price receipts of the cultivators of Assam is not very satisfactory due to non-availability of market. In case of small tea growers, the green tea produced by the small tea growers are to be sold to the tea companies (having factories) for 2<sup>nd</sup> stage of processing. i.e the green leaf is to be sold to the Bought Leaf Factories (BLF) for processing to convert the green leaf into black tea for the consumers.

**Table - 05**  
**Annual Average Selling Prices of Small Tea Growers in Assam**

| <i>Reference Year 2013</i>   |                               |
|--|-------------------------------|
| <b>Annual Average selling prices of Green tea leaf under Small Tea Growers in Assam</b>                          | <b>Price<br/>(in Rs. /Kg)</b> |
| Annual average selling prices of Green tea leaf under Small tea growers having (0-1) acre of land holdings       | 16.00                         |
| Annual Average selling prices of Green tea leaf under Small tea growers having (1-3) acre of land holdings       | 17.00                         |
| Annual average selling prices of Green tea leaf under Small tea growers having (above 3) acre of land holdings   | 16.00                         |
| Annual average selling prices of Green tea leaf under Small tea growers having (all sizes) acre of land holdings | 16.00                         |

| <b>Top 3 districts in respect of Farm Harvesting Price (per kg)</b> |          |
|---|----------|
| <b>Lakhimpur</b>  | Rs.23.00 |
| <b>Dhemaji</b>  | Rs.22.00 |
| <b>Darrang</b>  | Rs.21.00 |

The **table-05** shows that the small tea growers having land holdings (0-1) acre of land holding received **Rs.16.00** by selling 1kg Green leaf while the group of small tea growers having (1-3) acre of land received **Rs.17.00** by selling 1kg Green leaf. Lastly, the group of small tea growers having (more than 3 acre) of land received **Rs.16.00** by selling 1kg of Green leaf. The variation of receipt prices may be due to the variation of the bulk selling capacity of the green leaf producers. If the district wise composition of the selling prices of the small tea growers is to be observed, then the Lakhimpur district receives the highest selling prices i.e., **Rs.23.00** per kg Green leaf followed by the Dhemaji district **Rs.22.00** and the Darrang district **Rs.21.00** respectively. The selling prices of 1Kg. of Green leaf of the small tea growers of the districts of the Upper Assam ranges varied from **Rs.15.00** to **Rs.16.00**. The graphical presentation is shown at **Chart-V**

Chart-V



### Cost of Cultivation

Cost of Cultivation of the Small Tea Growers (STGs) of Assam are found around **10.51%** of the total cost of cultivation. The cost of cultivation of the Small Tea Grower's is comparatively less compared to input costs of the cultivators related to the other Agricultural activities. In comparison of input costs of the Small Tea Grower's (STGs) for three categories, the highest found **11.57%** for the Small Tea Grower's having (0-1) acre of land holdings to total Cost of cultivation. On the other hand, Input costs of the Small Tea Grower's having (1-3) acre of land holdings and the Small Tea Grower's having more than 3 acre of land holdings are found **10.68%** and **10.05%** respectively. Observing the district wise comparison of expenses on fertilizer of Small Tea Growers, it is found highest in Dibrugarh district **34.63%**, followed by Tinsukia district **18.74%** and Golaghat district **14.10%** respectively.

### Area

Table - 06  
**Area under Small Tea Growers in Assam**

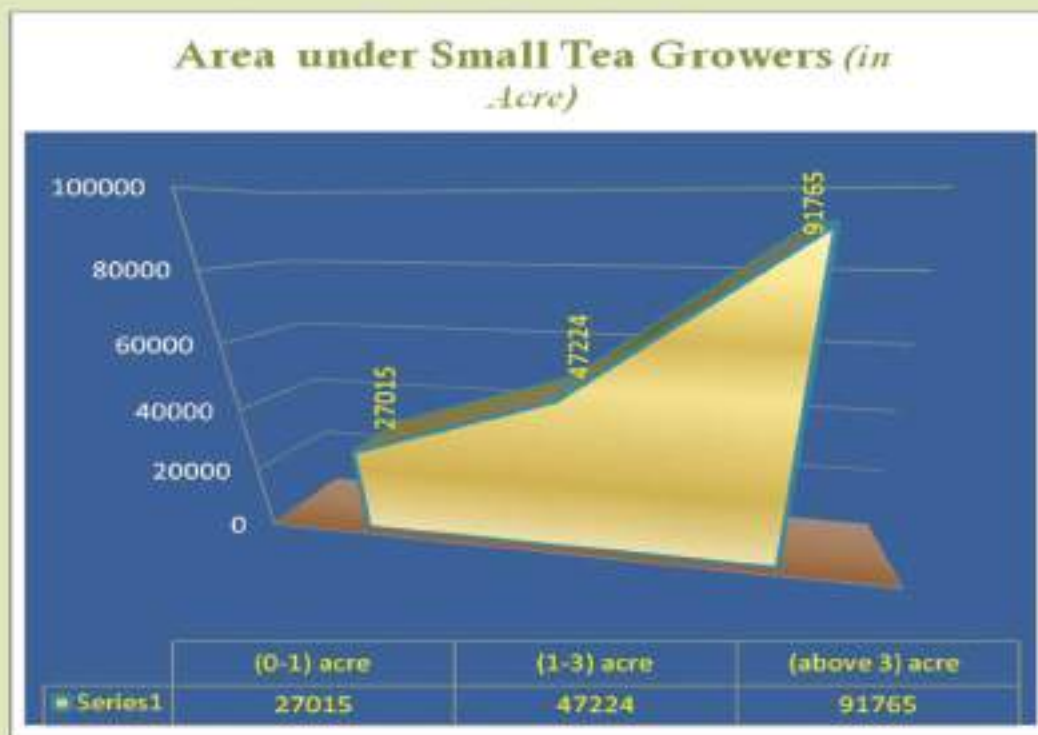
|   |                   | <i>Reference Year 2013</i> |  |
|---|-------------------|----------------------------|--|
| Area under Small Tea Growers  | Area<br>(in Acre) | P.C Distribution           |  |
| Total Area under Small tea growers having (0-1) acre of land holdings     | 27015             | 16.27                      |  |
| Total Area under Small tea growers having (1-3) acre of land holdings     | 47224             | 28.45                      |  |
| Total Area under Small tea growers having (above 3) acre of land holdings | 91765             | 55.28                      |  |
| <b>Total</b>  | <b>166004</b>     | <b>100.00</b>              |  |

### Top 3 Districts in respect of area covered under STG

|           |        |
|-----------|--------|
| Tinsukia  | 25.01% |
| Dibrugarh | 23.63% |
| Golaghat  | 13.64% |

Total area under Small Tea Growers (STGs) in the State are covered around **166004** acres in the reference year. Out of total planted area, **16.27%** is covered by the STGs having (0-1) acre of land holdings, **28.45%** is covered by the STGs having (1-3) acre of land holdings and remaining **55.28%** is covered by the STGs having above 3 acre of land holdings. The area covered by the STGs are found maximum in the Tinsukia district with a share of **25.01%** followed by the Dibrugarh district with a share of **23.63%** and Golaghat district with a share of **13.64%** among all the surveyed districts of Assam. Area under Small Tea Growers in Assam is presented in **Table-06** and its graphical presentation is shown at **Chart-VI**.

Chart-VI



### Workers

Table - 07  
**Number of Workers under Small Tea Growers in Assam**

| <i>Reference Year 2013</i>   |                   |                  |
|--|-------------------|------------------|
| Number of Workers under STGs in Assam  | Number of Workers | P.C Distribution |
| Number of workers under Small tea growers having (0-1) acre of land holdings     | 183587            | 34               |
| Number of workers under Small tea growers having (1-3) acre of land holdings     | 180892            | 33               |
| Number of workers under Small tea growers having (above 3) acre of land holdings | 179671            | 33               |
| <b>All</b>   | <b>544150</b>     | <b>100</b>       |

### Top 3 Districts in respect of Workers under STG

|           |     |
|-----------|-----|
| Dibrugarh | 30% |
| Tinsukia  | 25% |
| Golaghat  | 13% |

It is observed from the **Table-07** that about **5.44** lakh persons are working under Small Tea Growers in Assam in the reference year 2013. Out of the total persons working under STGs **1.83** lakh (34%) are working under Small Tea Growers having (0-1) acre of land holdings, **1.80** lakh (33%) are working under Small Tea Growers having (1-3) acre of land holdings and remaining **1.79** (33%) are working under STGs having more than 3 acre of land holdings. So far as district wise concentration of workers is concerned, Dibrugarh district with a share of **30%** (161300) of total workers is found highest among all the surveyed districts, followed by Tinsukia district **138758** (25%) and Golaghat district **68681** (13%) respectively.

Chart-VII



### Number of Small Tea Growers

Table – 08

#### Area wise Number of Small Tea Growers in Assam

| <i>Reference Year 2013</i>                                      |                   |                  |
|---|-------------------|------------------|
| Area wise number of Small Tea Growers                           | Number of Growers | P.C Distribution |
| No. of Small tea growers having (0-1) acre of land holdings     | 39641             | 50.59            |
| No. of Small tea growers having (1-3) acre of land holdings     | 26695             | 34.08            |
| No. of Small tea growers having (above 3) acre of land holdings | 12014             | 15.33            |
| <b>All</b>  | <b>78350</b>      | <b>100</b>       |

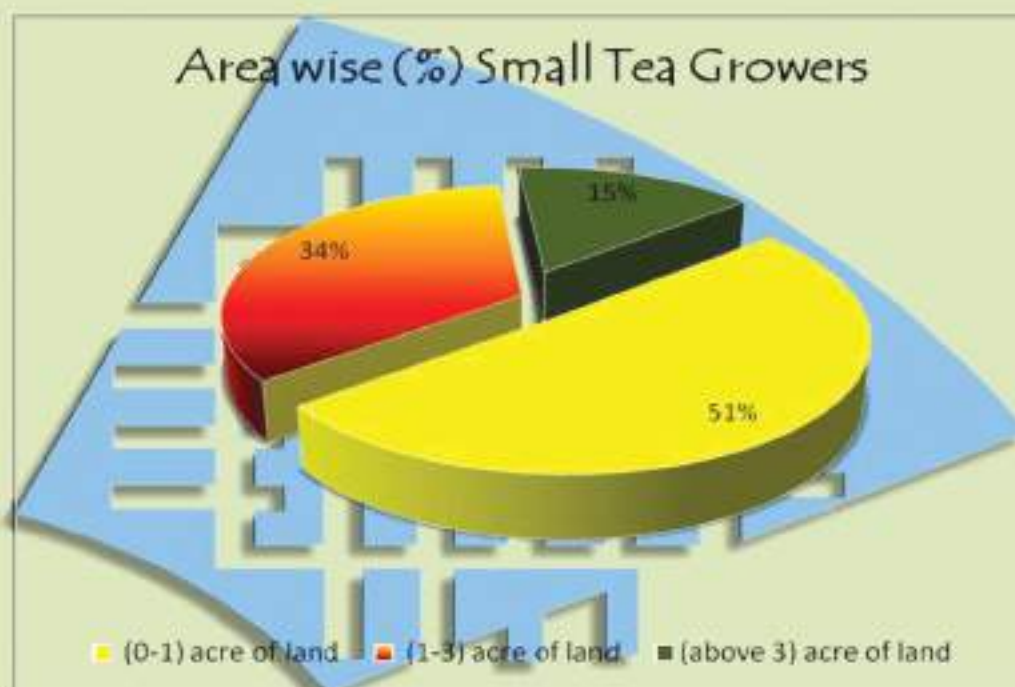
#### Top 3 districts in respect of number of Small Tea Growers

|                  |       |
|------------------|-------|
| <b>Dibrugarh</b> | 22719 |
| <b>Tinsukia</b>  | 21006 |
| <b>Golaghat</b>  | 11344 |

The **Table-08** reveals that about **78350** numbers of Small Tea Growers are operated in Assam during the time of survey. Out of **78350** numbers of Small Tea Growers, the maximum number of Small Tea Growers about **39641** are operated under the STGs having (0-1) acre of land holdings with a share of **50.59%**. The Small Tea Growers having (1-3) acre of land holdings shared with a **34.07%** and Small Tea Growers having above 3 acre of land holdings shared with a **15.33%** of total STGs.

Among the 14 surveyed districts of Assam, the highest number of Small Tea Growers about **22719** are found in the district of Dibrugarh, followed by Tinsukia district **21006** and Golaghat district **11344**.

Chart-VIII



### Production Expenses

Table - 09  
**Production Expenses of Small Tea Growers in Assam**

| Production Expenses of Green tea leaf under Small Tea Growers in Assam       | Amount (Rs.)      |
|--|-------------------|
| Production Expenses of Green tea leaf having (0-1) acre of land holdings     | 538029392         |
| Production Expenses of Green tea leaf having (1-3) acre of land holdings     | 686277021         |
| Production Expenses of Green tea leaf having (above 3) acre of land holdings | 1274314730        |
| <b>Total Expenses</b>  | <b>2498621143</b> |

### Top 3 districts in respect Production Expenses of Green Tea Leaf (in %)

|           |        |
|-----------|--------|
| Dibrugarh | 30.78% |
| Tinsukia  | 21.97% |
| Golaghat  | 12.57% |

It is observed from the **Table-9** that total production expenses of Green Tea Leaf under

Small Tea Growers in Assam are incurred around **Rs.24986** lakh during the year 2013. The production expenses of Green Tea Leaf under STGs having (above 3) acre of land holdings has found around **Rs.12743** lakh during 2013 which is highest among three categories of land holdings. As far as district wise percentage distribution of production expenses of Green Tea Leaf is concerned, it is observed that Dibrugarh district alone accounted for nearly **30.78%** of total production expenses of Green Tea Leaf under Small Tea Growers, which is the highest among all surveyed districts of Assam, followed by Tinsukia district **21.97%** and Golaghat district **12.57%**. The pictorial presentation is shown at **Chart-IX**.

Chart-IX



### Expenses on Fertilizer

Table 10 A  
**Expenses on Fertilizer of Small Tea Growers in Assam**

| Expenses of Fertiliser of Small Tea Growers in Assam          | Amount (Rs.)      |
|---|-------------------|
| Expenses of fertiliser having (0-1) acre of land holdings     | 266015162         |
| Expenses of fertiliser having (1-3) acre of land holdings     | 375435334         |
| Expenses of fertiliser having (above 3) acre of land holdings | 609250366         |
| <b>Total Expenses</b>   | <b>1250700862</b> |

A total fertilizer expenses of Green Tea Leaf under Small Tea Growers in Assam has been

incurred around **Rs.12507** lakh during the year 2013 which is almost **50.05%** of total production expenses of Green Tea Leaf. The fertilizer expenses of Green Tea Leaf under STGs having (above 3) acre of land holdings has been found around **Rs.6092** lakh which is the highest among three categories of land holdings. So far as district wise percentage distribution of fertilizer expenses of Green Tea Leaf is concerned, it is observed that Dibrugarh district alone accounted for nearly **34.63%** of total fertilizer expenses of Green Tea Leaf under Small Tea Growers, which is the highest among all surveyed districts of Assam, followed by Tinsukia district **18.74%** and Golaghat district **14.10%**. Expenses on fertilizer are presented in **Table-10A**.

Table 10B  
**Expenses on Fertilizer per Acre of Small Tea Growers in Assam**

| <b>Expenses of Fertilizer of Small Tea Growers</b>  | <b>Amount<br/>(Rs. Per Acre)</b> |
|---|----------------------------------|
| Expenses of Fertilizer of Small Tea Growers having (0-1) acre of land holdings in Assam       | 9847                             |
| Expenses of Fertilizer of Small Tea Growers having (1-3) acre of land holdings in Assam       | 7950                             |
| Expenses of Fertilizer of Small Tea Growers having (above 3) acre of land holdings in Assam   | 6639                             |
| Expenses of Fertilizer of Small Tea Growers having (all sizes) acre of land holdings in Assam | 7534                             |

It is observed from the **Table-10B** that total expenses of fertilizer per acre of land under Small Tea Growers in Assam has been incurred around **Rs.7534** during the year 2013. The highest expenses of fertilizer per acre of land are found about **Rs.9847** under STG having (0-1) acre of land holdings among the three categories of land holdings.

Table 11A  
**Total Amount Received by selling of Green Tea Leaf by the Small Tea Growers in Assam**

| <b>Total Amount Received by selling Green Tea Leaf</b>                                  | <b>Amount (Rs.)</b> |
|---|---------------------|
| Total Amount Received by selling Green Tea Leaf having (0-1) acre of land holdings      | 2283705081          |
| Total Amount Received by selling Green Tea Leaf having (1-3) acre of land holdings      | 3839426657          |
| Total Amount Received by selling Green Tea Leaf having ( above 3) acre of land holdings | 5733327589          |
| <b>Total Amount</b>   | <b>11856459327</b>  |

| <b>Top 3 districts in respect of amount received by selling of Green Tea Leaf by the STGs</b> |        |
|---|--------|
| <b>Dibrugarh</b>  | 29.08% |
| <b>Tinsukia</b>   | 26.48% |
| <b>Sivasagar</b>  | 10.77% |



The **Table-11A** reveals that total amount received by selling of Green Tea Leaf by the Small Tea Growers in Assam around **Rs.118564** lakh during the year 2013. Out of which, about **Rs. 22837** lakh received by the STGs having (0-1) acre of land holdings with a share of **19.26%**, **Rs.38394** lakh received by the STGs having (1-3) acre of land holdings with a share of **32.38%** and **Rs.57333** lakh received by the STGs having (above 3) acre of land holdings with a lion share of **48.36%** during the year 2013. District wise percentage distribution is concerned; Dibrugarh district has provided the highest share of percentage **29.08%**, followed by Tinsukia district **26.48%** and Sivasagar district **10.77%**.

Table 11B  
**Amount Received by selling Green Tea Leaf per Small Tea Grower in Assam**

| Total Amount Received by selling Green Tea Leaf   | Amount<br>(Rs. per STG) |
|---|-------------------------|
| Total Amount Received by selling Green Tea Leaf having (0-1) acre of land holding       | 56794                   |
| Total Amount Received by selling Green Tea Leaf having (1-3) acre of land holding       | 142414                  |
| Total Amount Received by selling Green Tea Leaf having (above 3) acre of land holding   | 473945                  |
| Total Amount Received by selling Green Tea Leaf having (all sizes) acre of land holding | 149931                  |

It is observed from the **Table-11B** that about **Rs.149931** received by a Small Tea Growers in Assam by selling of Green Tea Leaf during the year 2013. A Small Tea Grower having (above 3) acre of land holdings received the maximum amount of **Rs.473945** by selling of Green Tea Leaf. Among the districts, the Small Tea Growers belonging to the Kokrajhar district received the highest amount of **Rs.660535** by selling of Green Tea per STG during the year 2013, followed by Sonitpur district **Rs.433848** and Lakhimpur **Rs.429620**.

Table 11C  
**Total Amount Received by selling Subsidiary Products by the Small Tea Growers**

| Total Amount Received by selling Subsidiary Products  | Amount (in Rs.)  |
|---|------------------|
| Total Amount Received by selling Subsidiary Products having (0-1) acre of land holdings     | 29857120         |
| Total Amount Received by selling Subsidiary Products having (1-3) acre of land holdings     | 41275613         |
| Total Amount Received by selling Subsidiary Products having (above 3) acre of land holdings | 39351532         |
| <b>Total Amount</b>   | <b>110484265</b> |

The **Table-11C** reveals that about **Rs.1104** lakh received by the Small Tea Growers of the State by selling of subsidiary products during the year 2013. Out of which **Rs.299** lakh received by the STGs having (0-1) acre of land holdings, **Rs.413** lakh by the STGs having (1-3) acre of land holdings and **Rs.394** lakh by the STGs having (above 3) acre of land holdings. Tinsukia

district received the highest share of amount of **Rs.445** lakh by selling of subsidiary products among all districts, followed by Dibrugarh district **298** lakh.

Table 11D  
**Total Amount Received by selling Green Tea Leaf and Subsidiary Products  
by the Small Tea Growers**

| <b>Total Amount Received by selling Green Tea Leaf and Subsidiary Products</b>              | <b>Amount<br/>(in Rs.)</b> |
|---|----------------------------|
| Total Amount Received by selling Subsidiary Products having (0-1) acre of land holdings     | 2283705081                 |
| Total Amount Received by selling Subsidiary Products having (1-3) acre of land holdings     | 3839426657                 |
| Total Amount Received by selling Subsidiary Products having (above 3) acre of land holdings | 5733327589                 |
| <b>Total Amount</b>   | <b>11856459327</b>         |

The **Table-11D** reveals that about **Rs.118564** lakh received by the Small Tea Growers of the State by selling Green Tea Leaf and Subsidiary products during the year 2013. Out of which **Rs. 22837** lakh received by the Small Tea Growers (STG) having (0-1) acre of land holdings, **Rs.38394** lakh by the STG's having (1-3) acre of land holdings and **Rs.57333** lakh by the STG's having (above 3) acre of land holdings. Dibrugarh district received the highest share of amount **Rs.34475** lakh by selling Green Tea Leaf and Subsidiary products among the districts, followed by Tinsukia district **Rs.31393** lakh.

Total 12A  
**Total Salary & wages (in Rs.) paid by the Small Tea Growers per Annum**

| <b>Total salary &amp; Wages Paid by the Small Tea Growers in Assam</b>                    | <b>Amount (in Rs.)</b> |
|---|------------------------|
| Total salary & wages paid by the Small Tea Growers having (0-1) acre of land holdings     | 401763850              |
| Total salary & wages paid by the Small Tea Growers having (1-3) acre of land holdings     | 693352645              |
| Total salary & Wages paid by the Small Tea Growers having (above 3) acre of land holdings | 1484548666             |
| <b>Total Salary &amp; Wages</b>   | <b>2579665161</b>      |

It is seen from the **Table-12A** that total Salary & Wages paid by the Small Tea Growers during the reference has found around **25796** lakh. Out of which **Rs.4018** lakh paid by the STGs having (0-1) acre of land holdings, **Rs.6934** lakh by the STGs having (1-3) acre of land holdings and **Rs.14845** lakh by the STGs having (above 3) acre of land holdings. Among the districts, Dibrugarh district has provided highest share of percentage **21%**, followed by Udalguri district **20%** and Tinsukia district **19%**.

Table 12B  
**Total Expenditure including Salary & Wages paid by the  
 Small Tea Growers per Annum**

| Total Expenditure including salary & Wages   | Amount (in Rs.)   |
|--|-------------------|
| Total Expenditure including salary & wages paid to (0-1) acre of land holdings     | 940460595         |
| Total Expenditure including salary & wages paid to (1-3) acre of land holdings     | 1376926968        |
| Total Expenditure including salary & Wages paid to (above 3) acre of land holdings | 2765314825        |
| <b>Total Expenditure</b>   | <b>5082702388</b> |

It is observed from the **Table-12B** that around **Rs.50827** lakh is incurred as a total expenditure (including Salary & Wages) under the Small Tea Growers of the State during the year 2013. Out of which, **Rs.9405** lakh is incurred under the STGs having (0-1) acre of land holdings, **Rs.13769** lakh under the STGs having (1-3) acre of land holdings and **Rs.27653** lakh under the STGs having (above 3) acre of land holdings. So far as district wise percentage distribution of expenditure is concerned, Dibrugarh district has provided highest share of percentage **27.86%**, followed by Tinsukia district **22.02%** and Sivasagar district **11.27%**.

*Part-II*

## Small Tea Growers in Assam



STATISTICAL TABLES



**Table 1.0**

| <b>District wise Number of Small Tea Growers in Assam</b> |   |   |   |                                |
|---|---|---|---|--------------------------------|
| <i>Reference Year 2013</i>                                |   |   |   |                                |
| <b>Districts</b>  | No. of Small tea growers having (0-1) acre of land holdings | No. of Small tea growers having (1-3) acre of land holdings | No. of Small tea growers having (above 3) acre of land holdings | Total No. of Small tea growers |
| <b>Tinsukia</b>   | 9855  | 8008  | 3143  | 21006                          |
| <b>Dibrugarh</b>  | 11982   | 7839  | 2898  | 22719                          |
| <b>Sivasagar</b>  | 5603  | 3263  | 1276  | 10142                          |
| <b>Jorhat</b>   | 4567  | 1474  | 365   | 6406                           |
| <b>Golaghat</b>   | 6689  | 3368  | 1287  | 11344                          |
| <b>Sonitpur</b>   | 107   | 671   | 721   | 1499                           |
| <b>Udalguri</b>   | 503   | 1204  | 955   | 2662                           |
| <b>Darrang</b>  | 05  | 02  | 01  | 08                             |
| <b>Dhemaji</b>  | 62  | 117   | 78  | 257                            |
| <b>Dhubri</b>   | N.A.  | 09  | 06  | 15                             |
| <b>Karbi-Anglong</b>                                      | 15  | 90  | 216   | 321                            |
| <b>Kokrajhar</b>  | 16  | 47  | 217   | 280                            |
| <b>Lakhimpur</b>  | 46  | 245   | 239   | 530                            |
| <b>Baksa</b>  | 10  | 28  | 40  | 78                             |
| <b>Others</b>   | 181   | 330   | 572   | 1083                           |
| <b>T o t a l</b>  | <b>39641</b>  | <b>26695</b>  | <b>12014</b>  | <b>78350</b>                   |

Table 1.1

| <b>District Wise P.C Distribution of Total Number of Small Tea Growers in Assam</b> |   |   |   |  |
|---|---|---|---|--|
| <i>Reference Year 2013</i>  |   |   |   |  |
| <b>Districts</b>  | District wise P.C distribution of total No. of Small tea growers having (0-1) acre of land holdings | District wise P.C distribution of total No. of Small tea growers having (1-3) acre of land holdings | District wise P.C distribution of total No. of Small tea growers having (above 3) acre of land holdings | District wise P.C distribution of total No. of Small tea growers |
| <b>Tinsukia</b>   | 24.86   | 30.00   | 26.16   | 26.81  |
| <b>Dibrugarh</b>  | 30.23   | 29.37   | 24.12   | 29.00  |
| <b>Sivasagar</b>  | 14.13   | 12.22   | 10.62   | 12.94  |
| <b>Jorhat</b>   | 11.52   | 5.52  | 3.04  | 8.18   |
| <b>Golaghat</b>   | 16.87   | 12.62   | 10.71   | 14.48  |
| <b>Sonitpur</b>   | 0.27  | 2.51  | 6.00  | 1.91   |
| <b>Udalguri</b>   | 1.27  | 4.51  | 7.95  | 3.40   |
| <b>Darrang</b>  | 0.01  | 0.01  | 0.01  | 0.01   |
| <b>Dhemaji</b>  | 0.16  | 0.44  | 0.65  | 0.33   |
| <b>Dhubri</b>   | 0.00  | 0.03  | 0.05  | 0.02   |
| <b>Karbi Anglong</b>  | 0.04  | 0.34  | 1.80  | 0.41   |
| <b>Kokrajhar</b>  | 0.04  | 0.18  | 1.81  | 0.36   |
| <b>Lakhimpur</b>  | 0.12  | 0.92  | 1.99  | 0.68   |
| <b>Baksa</b>  | 0.03  | 0.10  | 0.33  | 0.10   |
| <b>Others</b>   | 0.46  | 1.24  | 4.76  | 1.38   |
| <b>Total</b>  | <b>100</b>  | <b>100</b>  | <b>100</b>  | <b>100</b>   |

Table 1.2

| <b>District wise Area (in Acre) under Small Tea Growers in Assam</b> |   |   |   |                                    |
|--|---|---|---|------------------------------------|
| <i>Reference Year 2013</i>   |   |   |   |                                    |
| <b>Districts</b>   | Area under small tea growers having (0-1) acre of land holdings | Area under Small tea growers having (1-3) acre of land holdings | Area under Small tea growers having (above 3) acre of land holdings | Total Area under Small tea growers |
| <b>Tinsukia</b>  | 6679  | 13094   | 21736   | 41509                              |
| <b>Dibrugarh</b>   | 7667  | 13972   | 17583   | 39222                              |
| <b>Sivasagar</b>   | 4399  | 5584  | 9357  | 19340                              |
| <b>Jorhat</b>  | 2856  | 2526  | 2248  | 7630                               |
| <b>Golaghat</b>  | 4736  | 6128  | 11771   | 22635                              |
| <b>Sonitpur</b>  | 92  | 1533  | 5607  | 7232                               |
| <b>Udalguri</b>  | 341   | 2722  | 9510  | 12573                              |
| <b>Darrang</b>   | 05  | 04  | 03  | 12                                 |
| <b>Dhemaji</b>   | 59  | 202   | 597   | 858                                |
| <b>Dhubri</b>  | N.A.  | 12  | 35  | 47                                 |
| <b>Karbi Anglong</b>   | 10  | 149   | 1614  | 1773                               |
| <b>Kokrajhar</b>   | 06  | 78  | 2963  | 3047                               |
| <b>Lakhimpur</b>   | 29  | 473   | 1480  | 1982                               |
| <b>Baksa</b>   | 07  | 50  | 421   | 478                                |
| <b>Others</b>  | 129   | 697   | 6840  | 7666                               |
| <b>Total</b>   | <b>27015</b>  | <b>47223</b>  | <b>91765</b>  | <b>166004</b>                      |



**Table 1.3**

| <b>P.C Distribution of District Wise Area (in Acre) under Small Tea Growers in Assam</b> |   |   |   |  |
|--|---|---|---|--|
| <i>Reference Year 2013</i>   |   |   |   |  |
| <b>Districts</b>   | P.C Distribution of Area under small tea growers having (0-1) acre of land holdings | P.C distribution of Area under Small tea growers having (1-3) acre of land holdings | P.C distribution of Area under Small tea growers having (above 3) acre of land holdings | P.C Distribution of District Wise Area |
| <b>Tinsukia</b>  | 24.74   | 27.73   | 23.69   | 25.01                                  |
| <b>Dibrugarh</b>   | 28.38   | 29.59   | 19.16   | 23.63                                  |
| <b>Sivasagar</b>   | 16.28   | 11.82   | 10.20   | 11.65                                  |
| <b>Jorhat</b>  | 10.58   | 5.35  | 2.45  | 4.60                                   |
| <b>Golaghat</b>  | 17.55   | 12.98   | 12.83   | 13.64                                  |
| <b>Sonitpur</b>  | 0.34  | 3.25  | 6.11  | 4.36                                   |
| <b>Udalguri</b>  | 1.26  | 5.76  | 10.36   | 7.56                                   |
| <b>Darrang</b>   | 0.02  | 0.01  | 0.00  | 0.01                                   |
| <b>Dhemaji</b>   | 0.22  | 0.43  | 0.65  | 0.52                                   |
| <b>Dhubri</b>  | 0.00  | 0.03  | 0.04  | 0.03                                   |
| <b>Karbi Anglong</b>   | 0.04  | 0.32  | 1.76  | 1.07                                   |
| <b>Kokrajhar</b>   | 0.02  | 0.17  | 3.23  | 1.84                                   |
| <b>Lakhimpur</b>   | 0.11  | 1.00  | 1.61  | 1.19                                   |
| <b>Baksa</b>   | 0.02  | 0.10  | 0.46  | 0.29                                   |
| <b>Others</b>  | 0.48  | 1.48  | 7.45  | 4.62                                   |
| <b>Total</b>   | <b>100.00</b>   | <b>100.00</b>   | <b>100.00</b>   | <b>100.00</b>                          |

Table 1.4

| <b>District wise Number of Workers under Small Tea Growers in Assam</b> |  |  |  |   |
|---|--|--|--|---|
| <i>Reference Year 2013</i>  |  |  |  |   |
| <b>Districts</b>  | Number of Workers under small tea growers having (0-1) acre of land holdings | Number of Workers under Small tea growers having (1-3) acre of land holdings | Number of Workers under Small tea growers having (above 3) acre of land holdings | Number of Workers under Small tea growers |
| <b>Tinsukia</b>   | 44995  | 48646  | 45117  | 138758                                    |
| <b>Dibrugarh</b>  | 61058  | 59410  | 40832  | 161300                                    |
| <b>Sivasagar</b>  | 24224  | 20862  | 14494  | 59580                                     |
| <b>Jorhat</b>   | 20254  | 10705  | 5341   | 36300                                     |
| <b>Golaghat</b>   | 28428  | 21536  | 18717  | 68681                                     |
| <b>Sonitpur</b>   | 699  | 5871   | 16042  | 22613                                     |
| <b>Udalguri</b>   | 2113   | 7314   | 13709  | 23135                                     |
| <b>Darrang</b>  | 20   | 13   | 11   | 44  |
| <b>Dhemaji</b>  | 310  | 983  | 1560   | 2853                                      |
| <b>Dhubri</b>   | N.A.   | 90   | 216  | 306                                       |
| <b>Karbi Anglong</b>  | 105  | 480  | 5136   | 5721                                      |
| <b>Kokrajhar</b>  | 128  | 811  | 4709   | 5648                                      |
| <b>Lakhimpur</b>  | 276  | 1593   | 3645   | 5513                                      |
| <b>Baksa</b>  | 140  | 345  | 864  | 1349                                      |
| <b>Others</b>   | 838  | 2233   | 9278   | 12349                                     |
| <b>Total</b>  | <b>183587</b>  | <b>180892</b>  | <b>179671</b>  | <b>544150</b>                             |

Table 1.5

| <b>P.C Distribution of District Wise Number of Workers under<br/>Small Tea Growers in Assam</b> |  |  |   |   |
|---|--|--|---|---|
| <i>Reference Year 2013</i>  |  |  |   |   |
| Districts   | P.C Distribution of<br>Number of<br>Workers having<br>(0-1) acre of land | P.C distribution of<br>Number of workers<br>having (1-3)<br>acre of land | P.C distribution<br>of number of<br>workers having<br>(above 3)<br>acre of land | P.C<br>Distribution of<br>District Wise<br>total number of<br>workers |
| <b>Tinsukia</b>   | 25   | 27   | 23  | 25  |
| <b>Dibrugarh</b>  | 33   | 33   | 21  | 29  |
| <b>Sivasagar</b>  | 13   | 12   | 7   | 11  |
| <b>Jorhat</b>   | 11   | 6  | 3   | 6   |
| <b>Golaghat</b>   | 15   | 12   | 10  | 12  |
| <b>Sonitpur</b>   | 0  | 3  | 8   | 4   |
| <b>Udalguri</b>   | 1  | 4  | 15  | 7   |
| <b>Darrang</b>  | 0  | 0  | 0   | 0   |
| <b>Dhemaji</b>  | 0  | 1  | 1   | 1   |
| <b>Dhubri</b>   | 0  | 0  | 0   | 0   |
| <b>Karbi Anglong</b>  | 0  | 0  | 3   | 1   |
| <b>Kokrajhar</b>  | 0  | 0  | 2   | 1   |
| <b>Lakhimpur</b>  | 0  | 1  | 2   | 1   |
| <b>Baksa</b>  | 0  | 0  | 0   | 0   |
| <b>Others</b>   | 0  | 1  | 5   | 2   |
| <b>Total</b>  | <b>100</b>   | <b>100</b>   | <b>100</b>  | <b>100</b>  |

Table 1.6

| <b>District Wise Production of Green Tea Leaf under Small Tea Growers in Assam</b> |  |  |  |   |
|--|--|--|--|---|
| <i>Reference Year 2013</i>   |  |  |  |   |
| <b>Districts</b>   | Production of Green tea leaf having (0-1) acre of land holdings (K.G.) | Production of Green tea leaf having (1-3) acre of land holdings (K.G.) | Production of Green tea leaf having (above 3) acre of land holdings (K.G.) | Production of Green tea leaf under Small tea growers (K.G.) |
| <b>Tinsukia</b>  | 41712665   | 74172156   | 88741388   | 204626209   |
| <b>Dibrugarh</b>   | 48197038   | 77424302   | 89474187   | 215095527   |
| <b>Sivasagar</b>   | 20428672   | 27785996   | 36235095   | 84449764  |
| <b>Jorhat</b>  | 12277287   | 12083079   | 8918295  | 33278661  |
| <b>Golaghat</b>  | 19492104   | 26467713   | 29451487   | 75411304  |
| <b>Sonitpur</b>  | 549267   | 9255606  | 26329118   | 36133990  |
| <b>Udalguri</b>  | 2128018  | 11175851   | 26964055   | 40267924  |
| <b>Darrang</b>   | 13000  | 11125  | 10000  | 34125   |
| <b>Dhemaji</b>   | 152024   | 360360   | 1927471  | 2439855   |
| <b>Dhubri</b>  | N.A.   | 36000  | 132000   | 168000  |
| <b>Karbi Anglong</b>   | 30000  | 284100   | 7312656  | 7626756   |
| <b>Kokrajhar</b>   | 33600  | 799000   | 9702504  | 10535104  |
| <b>Lakhimpur</b>   | 202531   | 1365875  | 8326103  | 9894509   |
| <b>Baksa</b>   | 14400  | 223440   | 785920   | 1023760   |
| <b>Others</b>  | 678020   | 3068964  | 19513643   | 23260627  |
| <b>Total</b>   | <b>145908626</b>   | <b>244513567</b>   | <b>353823922</b>   | <b>744246115</b>  |

Table 1.7

| <b>P.C Distribution of Production of Green tea leaf under small Tea Growers under different districts of Assam</b> |   |   |  |   |
|--|---|---|--|---|
| <i>Reference Year 2013</i>   |   |   |  |   |
| <b>Districts</b>   | P.C Distribution of Production of Green tea leaf under STGs having (0-1) acre of land | P.C Distribution of Production of Green tea leaf under STGs having (1-3) acre of land | P.C Distribution of Production of Green tea leaf under STGs having (>3) acre of land | P.C Distribution of Production of Green tea leaf under STGs (All) |
| <b>Tinsukia</b>  | 28.590  | 30.335  | 25.081   | 27.494  |
| <b>Dibrugarh</b>   | 33.030  | 31.665  | 25.288   | 28.901  |
| <b>Sivasagar</b>   | 14.000  | 11.364  | 10.241   | 11.350  |
| <b>Jorhat</b>  | 8.410   | 4.942   | 2.521  | 4.471   |
| <b>Golaghat</b>  | 13.360  | 10.825  | 8.324  | 10.133  |
| <b>Sonitpur</b>  | 0.380   | 3.785   | 7.441  | 4.855   |
| <b>Udalguri</b>  | 1.460   | 4.571   | 7.621  | 5.411   |
| <b>Darrang</b>   | 0.010   | 0.005   | 0.003  | 0.005   |
| <b>Dhemaji</b>   | 0.100   | 0.147   | 0.545  | 0.328   |
| <b>Dhubri</b>  | 0.000   | 0.015   | 0.037  | 0.023   |
| <b>Karbi Anglong</b>   | 0.020   | 0.116   | 2.067  | 1.025   |
| <b>Kokrajhar</b>   | 0.020   | 0.327   | 2.742  | 1.416   |
| <b>Lakhimpur</b>   | 0.140   | 0.559   | 2.353  | 1.329   |
| <b>Baksa</b>   | 0.010   | 0.091   | 0.222  | 0.138   |
| <b>Others</b>  | 0.465   | 1.255   | 5.515  | 3.125   |
| <b>Total</b>   | <b>100.000</b>  | <b>100.000</b>  | <b>100.000</b>   | <b>100.000</b>  |

Table 1.8

| District wise Annual Average Selling Prices per kg under Small Tea Growers in Assam |  |  |  |   |
|---|--|--|--|---|
| <i>Reference Year 2013</i>  |  |  |  |   |
| Districts   | Annual average selling prices of Green tea leaf having (0-1) acre of land holdings (Rs.) | Annual Average selling prices of Green tea leaf having (1-3) acre of land holdings (Rs.) | Annual average selling prices of Green tea leaf having (above 3) acre of land holdings (Rs.) | Annual Average selling prices of Green tea leaf in different districts of Assam (Rs.) |
| Tinsukia  | 15.00  | 15.00  | 16.00  | 15.00   |
| Dibrugarh   | 15.00  | 16.00  | 16.00  | 16.00   |
| Sivasagar   | 15.00  | 15.00  | 15.00  | 15.00   |
| Jorhat  | 16.00  | 16.00  | 16.00  | 16.00   |
| Golaghat  | 16.00  | 15.00  | 15.00  | 15.00   |
| Sonitpur  | 18.00  | 19.00  | 18.00  | 18.00   |
| Udalguri  | 16.00  | 16.00  | 16.00  | 16.00   |
| Darrang   | 22.00  | 22.00  | 20.00  | 21.00   |
| Dhemaji   | 23.00  | 21.00  | 23.00  | 22.00   |
| Dhubri  | N.A.   | 14.00  | 17.00  | 10.00   |
| Karbi Anglong   | 15.00  | 15.00  | 15.00  | 15.00   |
| Kokrajhar   | 10.00  | 15.00  | 18.00  | 14.00   |
| Lakhimpur   | 22.00  | 24.00  | 23.00  | 23.00   |
| Baksa   | 18.00  | 18.00  | 18.00  | 18.00   |
| Others  | 16.00  | 16.00  | 17.00  | 16.00   |
| <b>Average Total</b>  | <b>15.00</b>   | <b>17.00</b>   | <b>16.00</b>   | <b>16.00</b>  |

Table 1.9

| <b>District wise Production Expenses of Small Tea Growers in Assam</b> |   |  |  |   |
|--|---|--|--|---|
| <i>Reference Year 2013</i>   |   |  |  |   |
| <b>Districts</b>   | Production Expenses of Green tea leaf having (0-1) acre of land holdings (Rs) | Production Expenses of Green tea leaf having (1-3) acre of land holdings (Rs.) | Production Expenses of Green tea leaf having (above 3) acre of land holdings (Rs.) | Production Expenses of Green tea leaf in different districts of Assam (Rs.) |
| <b>Tinsukia</b>  | 156412455   | 182928638  | 209719210  | 549060302   |
| <b>Dibrugarh</b>   | 193565902   | 231141755  | 344373573  | 769081230   |
| <b>Sivasagar</b>   | 63424752  | 84693305   | 154057042  | 302175099   |
| <b>Jorhat</b>  | 33253916  | 30468861   | 22428289   | 86151066  |
| <b>Golaghat</b>  | 76483619  | 82692535   | 154844486  | 314020640   |
| <b>Sonitpur</b>  | 2466707   | 28169419   | 113215025  | 143851150   |
| <b>Udalguri</b>  | 7983304   | 27503257   | 63723145   | 99209706  |
| <b>Darrang</b>   | 36000   | 24000  | 20000  | 80000   |
| <b>Dhemaji</b>   | 799800  | 1641229  | 7650500  | 10091529  |
| <b>Dhubri</b>  | N.A.  | 99000  | 534000   | 633000  |
| <b>Karbi Anglong</b>   | 315000  | 1584000  | 25536000   | 27435000  |
| <b>Kokrajhar</b>   | 139200  | 1257250  | 60707920   | 62104370  |
| <b>Lakhimpur</b>   | 581374  | 4700938  | 48158500   | 53440812  |
| <b>Baksa</b>   | 110000  | 308000   | 1708800  | 2126800   |
| <b>Others</b>  | 2457363   | 9064834  | 67638240   | 79160437  |
| <b>Total</b>   | <b>538029392</b>  | <b>686277021</b>   | <b>1274314730</b>  | <b>2498621143</b>   |

Table 2.0

| <b>P.C Distribution of Production Expenses of Green tea leaf under small Tea Growers under different districts of Assam</b> |   |   |   |   |
|---|---|---|---|---|
| <i>Reference Year 2013</i>  |   |   |   |   |
| <b>Districts</b>  | P.C Distribution of Prod. Expenses of Green tea leaf having (0-1) acre of land holdings (Rs.) | P.C distribution of Prod. Expenses having (1-3) acre of land holdings (Rs.) | P.C distribution of Prod. Expenses having (above 3) acre of land holdings (Rs.) | P.C Distribution of District Wise Production Expenses under small tea growers (Rs.) |
| <b>Tinsukia</b>   | 29.07   | 26.66   | 16.46   | 21.97   |
| <b>Dibrugarh</b>  | 35.98   | 33.68   | 27.02   | 30.78   |
| <b>Sivasagar</b>  | 11.79   | 12.34   | 12.09   | 12.09   |
| <b>Jorhat</b>   | 6.18  | 4.44  | 1.76  | 3.45  |
| <b>Golaghat</b>   | 14.22   | 12.05   | 12.15   | 12.57   |
| <b>Sonitpur</b>   | 0.46  | 4.10  | 8.88  | 5.76  |
| <b>Udalguri</b>   | 1.48  | 4.01  | 5.00  | 3.97  |
| <b>Darrang</b>  | 0.01  | 0.00  | 0.00  | 0.00  |
| <b>Dhemaji</b>  | 0.15  | 0.24  | 0.60  | 0.40  |
| <b>Dhubri</b>   | 0.00  | 0.01  | 0.04  | 0.03  |
| <b>Karbi Anglong</b>  | 0.06  | 0.23  | 2.00  | 1.10  |
| <b>Kokrajhar</b>  | 0.03  | 0.18  | 4.76  | 2.49  |
| <b>Lakhimpur</b>  | 0.11  | 0.68  | 3.78  | 2.14  |
| <b>Baksa</b>  | 0.02  | 0.04  | 0.13  | 0.09  |
| <b>Others</b>   | 0.46  | 1.32  | 5.31  | 3.17  |
| <b>Total</b>  | <b>100.00</b>   | <b>100.00</b>   | <b>100.00</b>   | <b>100.00</b>   |



Table 2.1

| <b>District wise Production Expenses of fertilisers of the Small Tea Growers in Assam</b> |   |  |  |   |
|---|---|--|--|---|
| <i>Reference Year 2013</i>  |   |  |  |   |
| <b>Districts</b>  | Expenses of fertiliser having (0-1) acre of land holdings (Rs.) | Production Expenses of fertiliser having (1-3) acre of land holdings (Rs.) | Production Expenses of fertiliser having (above 3) acre of land holdings (Rs.) | Expenses of Fertiliser in different Dists. of Assam (Rs.) |
| <b>Tinsukia</b>   | 56679523  | 83853396   | 93830378   | 234363297   |
| <b>Dibrugarh</b>  | 108990297   | 144681254  | 179405737  | 433077288   |
| <b>Sivasagar</b>  | 40267117  | 49142385   | 85280969   | 174690471   |
| <b>Jorhat</b>   | 19204235  | 17962744   | 11983911   | 49150890  |
| <b>Golaghat</b>   | 34453048  | 40632074   | 101310618  | 176395740   |
| <b>Sonitpur</b>   | 1361040   | 16963719   | 28659750   | 46984509  |
| <b>Udalguri</b>   | 2892927   | 12607329   | 28510344   | 44010600  |
| <b>Darrang</b>  | 20000   | 8200   | 10000  | 38200   |
| <b>Dhemaji</b>  | 465000  | 1144260  | 4188600  | 5797860   |
| <b>Dhubri</b>   | N.A.  | 45000  | 270000   | 315000  |
| <b>Karbi Anglong</b>  | 75000   | 465000   | 6600000  | 7140000   |
| <b>Kokrajhar</b>  | N.A.  | 391275   | 21726908   | 22118183  |
| <b>Lakhimpur</b>  | 337443  | 2260125  | 14041250   | 16638818  |
| <b>Baksa</b>  | 50000   | 126000   | 760000   | 936000  |
| <b>Others</b>   | 1219532   | 5152573  | 32671901   | 39044006  |
| <b>Total</b>  | 266015162   | 375435334  | 609250366  | 1250700862  |

Table 2.2

| <b>P.C Distribution of District Wise Production Expenses of fertilisers of Small Tea Growers in Assam</b> |   |   |   |  |
|---|---|---|---|--|
| <i>Reference Year 2013</i>  |   |   |   |  |
| <b>Districts</b>  | P.C distribution of Expenses of fertiliser having (0-1) acre of land holdings (Rs.) | P.C distribution of Expenses of fertiliser having (1-3) acre of land holdings (Rs.) | P.C distribution of Expenses of fertiliser having (above 3) acre of land holdings (Rs.) | P.C distribution of Expenses of fertiliser in different of Assam (Rs.) |
| <b>Tinsukia</b>   | 21.31   | 22.33   | 15.40   | 18.74  |
| <b>Dibrugarh</b>  | 40.97   | 38.54   | 29.45   | 34.63  |
| <b>Sivasagar</b>  | 15.14   | 13.09   | 14.00   | 13.97  |
| <b>Jorhat</b>   | 7.22  | 4.78  | 1.97  | 3.93   |
| <b>Golaghat</b>   | 12.95   | 10.82   | 16.63   | 14.10  |
| <b>Sonitpur</b>   | 0.51  | 4.52  | 4.70  | 3.76   |
| <b>Udalguri</b>   | 1.09  | 3.36  | 4.68  | 3.52   |
| <b>Darrang</b>  | 0.01  | 0.00  | 0.00  | 0.00   |
| <b>Dhemaji</b>  | 0.17  | 0.30  | 0.69  | 0.46   |
| <b>Dhubri</b>   | 0.00  | 0.01  | 0.04  | 0.03   |
| <b>Karbi Anglong</b>  | 0.03  | 0.12  | 1.08  | 0.57   |
| <b>Kokrajhar</b>  | 0.00  | 0.10  | 3.57  | 1.77   |
| <b>Lakhimpur</b>  | 0.13  | 0.60  | 2.30  | 1.33   |
| <b>Baksa</b>  | 0.02  | 0.03  | 0.12  | 0.07   |
| <b>Others</b>   | 0.46  | 1.37  | 5.36  | 3.12   |
| <b>Total</b>  | <b>100.00</b>   | <b>100.00</b>   | <b>100.00</b>   | <b>100.00</b>  |

Table 2.3

| <b>District Wise Total Amount Received by selling Green Tea Leaf by the Small Tea Growers in Assam</b> |  |  |  |  |
|--|--|--|--|--|
| <i>Reference Year 2013</i>   |  |  |  |  |
| <b>Districts</b>   | Total Amount Received by selling Green Tea Leaf having (0-1) acre of land holdings (Rs.) | Total Amount Received by selling Green Tea Leaf having (1-3) acre of land holdings (Rs.) | Total Amount Received by selling Green Tea Leaf having (above 3) acre of land holdings (Rs.) | Total Amount Received by selling Green Tea Leaf in Assam (Rs.) |
| <b>Tinsukia</b>  | 633458993  | 1081645179   | 1377261484   | 3092365656   |
| <b>Dibrugarh</b>   | 745094325  | 1238775821   | 1433954007   | 3417824153   |
| <b>Sivasagar</b>   | 308438641  | 414549841  | 548607072  | 1271595554   |
| <b>Jorhat</b>  | 192010858  | 188449933  | 140322137  | 520782928  |
| <b>Golaghat</b>  | 308430467  | 409886572  | 452769137  | 1171086177   |
| <b>Sonitpur</b>  | 9845427  | 176254925  | 464237480  | 650337832  |
| <b>Udalguri</b>  | 34231798   | 182624974  | 418480661  | 635337433  |
| <b>Darrang</b>   | 286000   | 248075   | 200000   | 734075   |
| <b>Dhemaji</b>   | 3496304  | 7488000  | 45247904   | 56232208   |
| <b>Dhubri</b>  | N.A.   | 486000   | 2244000  | 2730000  |
| <b>Karbi Anglong</b>   | 450000   | 4164000  | 108365712  | 112979712  |
| <b>Kokrajhar</b>   | 336000   | 12173000   | 172440786  | 184949786  |
| <b>Lakhimpur</b>   | 4476063  | 32777938   | 190444790  | 227698790  |
| <b>Baksa</b>   | 259200   | 3978987  | 14478400   | 18716587   |
| <b>Others</b>  | 10540500   | 48245197   | 324922486  | 383708183  |
| <b>Total</b>   | <b>2251354576</b>  | <b>3801748442</b>  | <b>5693976056</b>  | <b>11747079074</b>   |

Table 2.4

| <b>P.C Distribution of District Wise Total Amount Received by selling Green Tea Leaf by the Small Tea Growers in Assam</b> |  |  |  |   |
|--|--|--|--|---|
| <i>Reference Year 2013</i>   |  |  |  |   |
| <b>Districts</b>   | P.C distribution of Total Amount Received by selling Green Tea Leaf having (0-1) acre of land holdings (Rs.) | P.C distribution of Total Amount Received by selling Green Tea Leaf having (1-3) acre of land holdings (Rs.) | P.C distribution of Total Amount Received by selling Green Tea Leaf having (above 3) acre of land holdings (Rs.) | P.C distribution of Total Amount Received by selling Green Tea Leaf in diff. Dist. Of Assam (Rs.) |
| <b>Tinsukia</b>  | 28.14  | 28.45  | 24.19  | 26.32   |
| <b>Dibrugarh</b>   | 33.10  | 32.58  | 25.18  | 29.10   |
| <b>Sivasagar</b>   | 13.70  | 10.90  | 9.63   | 10.82   |
| <b>Jorhat</b>  | 8.53   | 4.96   | 2.46   | 4.43  |
| <b>Golaghat</b>  | 13.70  | 10.78  | 7.95   | 9.97  |
| <b>Sonitpur</b>  | 0.44   | 4.64   | 8.15   | 5.54  |
| <b>Udalguri</b>  | 1.52   | 4.80   | 7.35   | 5.41  |
| <b>Darrang</b>   | 0.01   | 0.01   | 0.00   | 0.01  |
| <b>Dhemaji</b>   | 0.16   | 0.20   | 0.79   | 0.48  |
| <b>Dhubri</b>  | 0.00   | 0.01   | 0.04   | 0.02  |
| <b>Karbi Anglong</b>   | 0.02   | 0.11   | 1.90   | 0.96  |
| <b>Kokrajhar</b>   | 0.01   | 0.32   | 3.03   | 1.57  |
| <b>Lakhimpur</b>   | 0.20   | 0.86   | 3.34   | 1.94  |
| <b>Baksa</b>   | 0.01   | 0.10   | 0.25   | 0.16  |
| <b>Others</b>  | 0.47   | 1.27   | 5.71   | 3.27  |
| <b>Total</b>   | <b>100.00</b>  | <b>100.00</b>  | <b>100.00</b>  | <b>100.00</b>   |

Table 2.5

| <b>District Wise Total Amount Received by selling subsidiary products by the Small Tea Growers in Assam</b> |   |   |   |  |
|---|---|---|---|--|
| <i>Reference Year 2013</i>  |   |   |   |  |
| <b>Districts</b>  | Total Amount Received by selling Subsidiary Products having (0-1) acre of land holdings (Rs.) | Total Amount Received by selling Subsidiary Products having (1-3) acre of land holdings (Rs.) | Total Amount Received by selling Subsidiary Products having (above 3) acre of land holdings (Rs.) | Total Amount Received by selling Subsidiary Products in different Dist. of Assam (Rs.) |
| <b>Tinsukia</b>   | 14241636  | 22595187  | 7683452   | 44520275   |
| <b>Dibrugarh</b>  | 10107070  | 10887871  | 8775404   | 29770345   |
| <b>Sivasagar</b>  | 1076984   | 433284  | 7548031   | 9058299  |
| <b>Jorhat</b>   | 718806  | 608931  | 2190000   | 3517737  |
| <b>Golaghat</b>   | 3268851   | 4169679   | 7034374   | 14472904   |
| <b>Sonitpur</b>   | 179760  | 1593625   | 1658300   | 3431685  |
| <b>Udalguri</b>   | 0   | 0   | 0   | 0  |
| <b>Darrang</b>  | 0   | 4000  | 15000   | 19000  |
| <b>Dhemaji</b>  | 0   | 0   | 0   | 0  |
| <b>Dhubri</b>   | 0   | 0   | 0   | 0  |
| <b>Karbi Anglong</b>  | 60000   | 0   | 16800   | 76800  |
| <b>Kokrajhar</b>  | 0   | 0   | 54250   | 54250  |
| <b>Lakhimpur</b>  | 67686   | 398125  | 2497550   | 2963361  |
| <b>Baksa</b>  | 0   | 74667   | 4800  | 79467  |
| <b>Others</b>   | 136327  | 510244  | 1873571   | 2520142  |
| <b>Total</b>  | <b>29857120</b>   | <b>41275613</b>   | <b>39351532</b>   | <b>110484265</b>   |

Table 2.6

**P.C Distribution of District Wise Total Amount Received by selling subsidiary products  
by the STGs in Assam**

*Reference Year 2013*

| <b>Districts</b>     | P.C distribution of Total Amount Received by selling Subsidiary Products having (0-1) acre of land holdings (Rs.) | P.C distribution of Total Amount Received by selling Subsidiary Products having (1-3) acre of land holdings (Rs.) | P.C distribution of Total Amount Received by selling Subsidiary Products having (above 3) acre of land holdings (Rs.) | P.C distribution of Total Amount Received by selling Subsidiary Products (Rs.) |
|----------------------|---|---|---|--|
| <b>Tinsukia</b>      | 47.70   | 54.74   | 19.53   | 40.30  |
| <b>Dibrugarh</b>     | 33.85   | 26.38   | 22.30   | 26.95  |
| <b>Sivasagar</b>     | 3.61  | 1.05  | 19.18   | 8.20   |
| <b>Jorhat</b>        | 2.41  | 1.48  | 5.57  | 3.18   |
| <b>Golaghat</b>      | 10.95   | 10.10   | 17.88   | 13.10  |
| <b>Sonitpur</b>      | 0.60  | 3.86  | 4.21  | 3.11   |
| <b>Udalguri</b>      | 0.00  | 0.00  | 0.00  | 0.00   |
| <b>Darrang</b>       | 0.00  | 0.01  | 0.04  | 0.02   |
| <b>Dhemaji</b>       | 0.00  | 0.00  | 0.00  | 0.00   |
| <b>Dhubri</b>        | 0.00  | 0.00  | 0.00  | 0.00   |
| <b>Karbi Anglong</b> | 0.20  | 0.00  | 0.04  | 0.07   |
| <b>Kokrajhar</b>     | 0.00  | 0.00  | 0.14  | 0.05   |
| <b>Lakhimpur</b>     | 0.23  | 0.96  | 6.35  | 2.68   |
| <b>Baksa</b>         | 0.00  | 0.18  | 0.01  | 0.07   |
| <b>Others</b>        | 0.46  | 1.24  | 4.76  | 2.28   |
| <b>Total</b>         | <b>100.00</b>   | <b>100.00</b>   | <b>100.00</b>   | <b>100.00</b>  |

Table 2.7

| <b>District wise Total Amount Received by selling Green Tea Leaf &amp; Subsidiary Products by the Small Tea Growers in Assam</b> |   |   |  |  |
|--|---|---|--|--|
| <i>Reference Year 2013</i>   |   |   |  |  |
| <b>Districts</b>   | Amount Received by selling Subsidiary Products having (0-1) acre of land holdings (Rs.) | Amount Received by selling Subsidiary Product having (1-3)acre of land holdings (Rs.) | Amount Received by selling Subsidiary Products having (>3) acre of land holdings (Rs.) | Total Amount Received by selling Subsidiary Products (Rs.) |
| <b>Tinsukia</b>  | 650182630   | 1104240365  | 1384944937   | 3139367932   |
| <b>Dibrugarh</b>   | 755201395   | 1249663692  | 1442729412   | 3447594499   |
| <b>Sivasagar</b>   | 309515625   | 411430199   | 556155102  | 1277100926   |
| <b>Jorhat</b>  | 192729664   | 189058865   | 142512137  | 524300666  |
| <b>Golaghat</b>  | 311699317   | 414056251   | 459803512  | 1185559080   |
| <b>Sonitpur</b>  | 10025187  | 177848550   | 465895780  | 653769517  |
| <b>Udalguri</b>  | 34231798  | 182624974   | 418480660  | 635337432  |
| <b>Darrang</b>   | 286000  | 252075  | 215000   | 753075   |
| <b>Dhemaji</b>   | 3496304   | 7488000   | 45247904   | 56232208   |
| <b>Dhubri</b>  | N.A.  | 486000  | 2244000  | 2730000  |
| <b>Karbi Anglong</b>   | 510000  | 4164000   | 108382512  | 113056512  |
| <b>Kokrajhar</b>   | 336000  | 12173000  | 172495036  | 185004036  |
| <b>Lakhimpur</b>   | 4543749   | 33176063  | 192942340  | 230662152  |
| <b>Baksa</b>   | 259200  | 4053653   | 14483200   | 18796053   |
| <b>Others</b>  | 10688212  | 48710970  | 326796057  | 386195239  |
| <b>Total</b>   | <b>2283705081</b>   | <b>3839426657</b>   | <b>5733327589</b>  | <b>11856459327</b>   |

Table 2.8

| <b>P.C Distribution of District Wise Total Amount Received by selling Green Tea Leaf and subsidiary products by the Small Tea Growers in Assam</b> |   |  |  |   |
|--|---|--|--|---|
| <i>Reference Year 2013</i>   |   |  |  |   |
| <b>Districts</b>   | PC distribution of Amount Received by selling Green Tea Leaf and Subsidiary Products having (0-1) acre of land holdings (Rs.) | P.C distribution of Total Amount Received by selling Green Tea Leaf and Subsidiary Products having (1-3) acre of land holdings (Rs.) | P.C distribution of Total Amount Received by selling Green Tea Leaf and Subsidiary Products having (above 3) acre of land holdings (Rs.) | P.C distribution of Total Amount Received by selling Green Tea Leaf and Subsidiary Products (Rs.) |
| <b>Tinsukia</b>  | 28.47   | 28.76  | 24.16  | 26.48   |
| <b>Dibrugarh</b>   | 33.07   | 32.55  | 25.16  | 29.08   |
| <b>Sivasagar</b>   | 13.55   | 10.72  | 9.70   | 10.77   |
| <b>Jorhat</b>  | 8.44  | 4.92   | 2.49   | 4.42  |
| <b>Golaghat</b>  | 13.65   | 10.78  | 8.02   | 10.00   |
| <b>Sonitpur</b>  | 0.44  | 4.63   | 8.13   | 5.51  |
| <b>Udalguri</b>  | 1.50  | 4.76   | 7.30   | 5.36  |
| <b>Darrang</b>   | 0.01  | 0.01   | 0.00   | 0.01  |
| <b>Dhemaji</b>   | 0.15  | 0.20   | 0.79   | 0.47  |
| <b>Dhubri</b>  | 0.00  | 0.01   | 0.04   | 0.02  |
| <b>Karbi Anglong</b>   | 0.02  | 0.11   | 1.89   | 0.95  |
| <b>Kokrajhar</b>   | 0.01  | 0.32   | 3.01   | 1.56  |
| <b>Lakhimpur</b>   | 0.20  | 0.86   | 3.37   | 1.95  |
| <b>Baksa</b>   | 0.01  | 0.11   | 0.25   | 0.16  |
| <b>Others</b>  | 0.47  | 1.27   | 5.70   | 3.26  |
| <b>Total</b>   | <b>100.00</b>   | <b>100.00</b>  | <b>100.00</b>  | <b>100.00</b>   |



Table 2.9

| <b>Total Salary &amp; Wages (Annual) paid by the Small Tea Growers in Assam</b> |  |   |   |   |
|---|--|---|---|---|
| <i>Reference Year 2013</i>  |  |   |   |   |
| <b>Districts</b>  | Total salary & wages paid by the STGs having (0-1) acre of land holdings ( <i>in Rs.</i> ) | Total salary & wages paid by the STGs having (1-3) acre of land ( <i>in Rs.</i> ) | Total salary & Wages paid having (>3) acre of land holdings ( <i>in Rs.</i> ) | Total salary & wages paid by the Small Tea Growers in Assam ( <i>in Rs.</i> ) |
| <b>Tinsukia</b>   | 73923782   | 129221873   | 366881376   | 570027031   |
| <b>Dibrugarh</b>  | 161341174  | 218910913   | 266861516   | 647113603   |
| <b>Sivasagar</b>  | 51317804   | 77642283  | 140957888   | 269917975   |
| <b>Jorhat</b>   | 39531952   | 47950911  | 44259900  | 131742763   |
| <b>Golaghat</b>   | 62038564   | 77495664  | 93306213  | 232840441   |
| <b>Sonitpur</b>   | 4028193  | 74132919  | 134922172   | 213083284   |
| <b>Udalguri</b>   | 3773076  | 19428463  | 111476842   | 134678381   |
| <b>Darrang</b>  | 128800   | 146000  | 126729  | 401529  |
| <b>Dhemaji</b>  | 638600   | 2630160   | 15561000  | 18829760  |
| <b>Dhubri</b>   | N.A.   | 173070  | 1350000   | 1523070   |
| <b>Karbi Anglong</b>  | 108000   | 903000  | 30324480  | 31335480  |
| <b>Kokrajhar</b>  | 115200   | 18715400  | 99550920  | 118381520   |
| <b>Lakhimpur</b>  | 2585200  | 14981750  | 83399050  | 100966000   |
| <b>Baksa</b>  | 384000   | 1937600   | 5192800   | 7514400   |
| <b>Others</b>   | 1849505  | 9082639   | 90377780  | 101309924   |
| <b>Total</b>  | <b>401763850</b>   | <b>693352645</b>  | <b>1484548666</b>   | <b>2579665161</b>   |

Table 3.0

| <b>P.C Distribution of District Wise Total Salary &amp; Wages paid by the Small Tea Growers in Assam</b> |   |   |  |                                    |
|--|---|---|--|------------------------------------|
| <i>Reference Year 2013</i>   |   |   |  |                                    |
| <b>Districts</b>   | P.C distribution of Total salary & wages paid having (0-1) acre of land | P.C distribution of Total salary & wages paid having (1-3) acre of land | P.C distribution of Total salary & wages paid having (>3) acre of land | P.C distribution of salary & wages |
| <b>Tinsukia</b>  | 18  | 19  | 25   | 22                                 |
| <b>Dibrugarh</b>   | 40  | 32  | 18   | 25                                 |
| <b>Sivasagar</b>   | 13  | 11  | 9  | 10                                 |
| <b>Jorhat</b>  | 10  | 7   | 3  | 5                                  |
| <b>Golaghat</b>  | 15  | 11  | 6  | 9                                  |
| <b>Sonitpur</b>  | 1   | 11  | 9  | 8                                  |
| <b>Udalguri</b>  | 1   | 3   | 8  | 5                                  |
| <b>Darrang</b>   | 0   | 0   | 0  | 0                                  |
| <b>Dhemaji</b>   | 0   | 0   | 1  | 1                                  |
| <b>Dhubri</b>  | 0   | 0   | 0  | 0                                  |
| <b>Karbi Anglong</b>   | 0   | 0   | 2  | 1                                  |
| <b>Kokrajhar</b>   | 0   | 3   | 7  | 5                                  |
| <b>Lakhimpur</b>   | 1   | 2   | 6  | 4                                  |
| <b>Baksa</b>   | 0   | 0   | 0  | 0                                  |
| <b>Others</b>  | 0   | 1   | 6  | 4                                  |
| <b>Total</b>   | <b>100</b>  | <b>100</b>  | <b>100</b>   | <b>100</b>                         |

Table 3.1

| <b>Total Expenditure including Salary &amp; Wages (Annual) paid by the Small Tea Growers in Assam</b> |  |  |  |   |
|---|--|--|--|---|
| <i>Reference Year 2013</i>  |  |  |  |   |
| <b>Districts</b>  | Total Expenditure including salary & wages paid to (0-1) acre of land holdings ( <i>in Rs.</i> ) | Total Expenditure including salary & wages paid to (1-3) acre of land holdings ( <i>in Rs.</i> ) | Total Expenditure including salary & Wages paid to (above 3) acre of land holdings ( <i>in Rs.</i> ) | Total Expenditure including salary & wages paid in diff. dist. Of Assam ( <i>in Rs.</i> ) |
| <b>Tinsukia</b>   | 230336236  | 312150511  | 576600586  | 1119087333  |
| <b>Dibrugarh</b>  | 354907076  | 450052668  | 611235089  | 1416194833  |
| <b>Sivasagar</b>  | 115406864  | 162469317  | 295014930  | 572891111   |
| <b>Jorhat</b>   | 72785868   | 75616756   | 66688189   | 215090813   |
| <b>Golaghat</b>   | 138522182  | 160188199  | 248150698  | 546861079   |
| <b>Sonitpur</b>   | 6494900  | 102302337  | 248137197  | 356934434   |
| <b>Udalguri</b>   | 11756380   | 46931720   | 175199987  | 233888087   |
| <b>Darrang</b>  | 164800   | 170000   | 150000   | 484800  |
| <b>Dhemaji</b>  | 1438400  | 4271389  | 23211500   | 28921289  |
| <b>Dhubri</b>   | N.A.   | 272070   | 1884000  | 2156070   |
| <b>Karbi Anglong</b>  | 423000   | 2487000  | 62100480   | 65010480  |
| <b>Kokrajhar</b>  | 254400   | 19972650   | 160258840  | 180485890   |
| <b>Lakhimpur</b>  | 3166574  | 19682688   | 131557550  | 154406812   |
| <b>Baksa</b>  | 494000   | 2245600  | 6901600  | 9641200   |
| <b>Others</b>   | 4309915  | 18114063   | 158224179  | 180648157   |
| <b>Total</b>  | <b>940460595</b>   | <b>1376926968</b>  | <b>2765314825</b>  | <b>5082702388</b>   |

Table 3.2

| <b>P.C Distribution of District Wise Total Expenditure including Salary &amp; Wages paid by the Small Tea Growers in Assam</b> |   |   |   |  |
|--|---|---|---|--|
| <i>Reference Year 2013</i>   |   |   |   |  |
| <b>Districts</b>   | P.C distribution of Total Expenditure including salary & wages paid by the Small tea growers having (0-1) acre of land holdings | P.C distribution of Total Expenditure including salary & wages paid by the Small tea growers having (1-3) acre of land holdings | P.C distribution of Total Expenditure including salary & wages paid by the Small tea growers having (above 3) acre of land holdings | P.C distribution of Total Expenditure including salary & wages paid by the Small tea growers |
| <b>Tinsukia</b>  | 24.49   | 22.67   | 20.85   | 22.02  |
| <b>Dibrugarh</b>   | 37.74   | 32.69   | 22.10   | 27.86  |
| <b>Sivasagar</b>   | 12.27   | 11.80   | 10.67   | 11.27  |
| <b>Jorhat</b>  | 7.74  | 5.49  | 2.41  | 4.23   |
| <b>Golaghat</b>  | 14.73   | 11.63   | 8.97  | 10.76  |
| <b>Sonitpur</b>  | 0.69  | 7.43  | 8.97  | 7.02   |
| <b>Udalguri</b>  | 1.25  | 3.41  | 6.34  | 4.60   |
| <b>Darrang</b>   | 0.02  | 0.01  | 0.01  | 0.01   |
| <b>Dhemaji</b>   | 0.15  | 0.31  | 0.84  | 0.57   |
| <b>Dhubri</b>  | N.A.  | 0.02  | 0.07  | 0.04   |
| <b>Karbi Anglong</b>   | 0.04  | 0.18  | 2.25  | 1.28   |
| <b>Kokrajhar</b>   | 0.03  | 1.45  | 5.80  | 3.55   |
| <b>Lakhimpur</b>   | 0.34  | 1.43  | 4.76  | 3.04   |
| <b>Baksa</b>   | 0.05  | 0.16  | 0.25  | 0.19   |
| <b>Others</b>  | 0.46  | 1.32  | 5.72  | 3.55   |
| <b>Total</b>   | <b>100.00</b>   | <b>100.00</b>   | <b>100.00</b>   | <b>100.00</b>  |

Table 3.3

| <b>Gross Value of Output (GVO) of the Production Tea Leaf by the Small Tea Growers in Assam</b><br>(Rs. In Lakhs) |   |   |   |  |
|---|---|---|---|--|
| <i>Reference Year 2013</i>  |   |   |   |  |
| <b>Districts</b>  | Gross Value of Output (GVO) of the Production of Tea Leaf by the Small tea growers having (0-1) acre of land holdings | Gross Value of Output of the Production of Tea Leaf by the Small tea growers having (1-3) acre of land holdings | Gross Value of Output of the production of Tea Leaf by the Small tea growers having (above 3) acre of land holdings | Total Gross Value of Output of the production of Tea Leaf by the Small tea growers |
| <b>Tinsukia</b>   | 6257  | 11126   | 14199   | 31582  |
| <b>Dibrugarh</b>  | 7230  | 12388   | 14316   | 33934  |
| <b>Sivasagar</b>  | 3064  | 4168  | 5435  | 12667  |
| <b>Jorhat</b>   | 1964  | 1933  | 1427  | 5324   |
| <b>Golaghat</b>   | 3119  | 3970  | 4418  | 11507  |
| <b>Sonitpur</b>   | 99  | 1759  | 4739  | 6597   |
| <b>Udalguri</b>   | 340   | 1826  | 4314  | 6480   |
| <b>Darrang</b>  | 3   | 2   | 2   | 7  |
| <b>Dhemaji</b>  | 35  | 76  | 443   | 554  |
| <b>Dhubri</b>   | N.A.  | 5   | 22  | 27   |
| <b>Karbi Anglong</b>  | 5   | 43  | 1097  | 1145   |
| <b>Kokrajhar</b>  | 3   | 120   | 1746  | 1869   |
| <b>Lakhimpur</b>  | 45  | 328   | 1915  | 2288   |
| <b>Baksa</b>  | 3   | 40  | 141   | 184  |
| <b>Others</b>   | 108   | 491   | 3317  | 3916   |
| <b>Total</b>  | <b>22275</b>  | <b>38275</b>  | <b>57531</b>  | <b>118081</b>  |

Table 3.4

| <b>P.C Distribution of District Wise Total Gross Value of Output (GVO) of the Production Tea Leaf by the Small Tea Growers in Assam</b> |   |   |   |  |
|---|---|---|---|--|
| <i>Reference Year 2013</i>  |   |   |   |  |
| <b>Districts</b>  | Gross Value of Output (GVO) of the Production of Tea Leaf by the Small tea growers having (0-1) acre of land holdings | Gross Value of Output of the Production of Tea Leaf by the Small tea growers having (1-3) acre of land holdings | Gross Value of Output of the production of Tea Leaf by the Small tea growers having (above 3) acre of land holdings | Gross Value of Output of the production of Tea Leaf by the Small tea growers |
| <b>Tinsukia</b>   | 28.09   | 29.07   | 24.68   | 26.75  |
| <b>Dibrugarh</b>  | 32.46   | 32.37   | 24.88   | 28.74  |
| <b>Sivasagar</b>  | 13.76   | 10.89   | 9.45  | 10.73  |
| <b>Jorhat</b>   | 8.82  | 5.05  | 2.48  | 4.51   |
| <b>Golaghat</b>   | 14.00   | 10.37   | 7.68  | 9.75   |
| <b>Sonitpur</b>   | 0.44  | 4.60  | 8.24  | 5.39   |
| <b>Udalguri</b>   | 1.53  | 4.77  | 7.50  | 5.49   |
| <b>Darrang</b>  | 0.01  | 0.01  | 0.00  | 0.01   |
| <b>Dhemaji</b>  | 0.16  | 0.20  | 0.77  | 0.47   |
| <b>Dhubri</b>   | N.A.  | 0.01  | 0.04  | 0.02   |
| <b>Karbi Anglong</b>  | 0.02  | 0.11  | 1.91  | 0.97   |
| <b>Kokrajhar</b>  | 0.01  | 0.31  | 3.03  | 1.58   |
| <b>Lakhimpur</b>  | 0.20  | 0.86  | 3.33  | 1.94   |
| <b>Baksa</b>  | 0.01  | 0.10  | 0.25  | 0.16   |
| <b>Others</b>   | 0.48  | 1.28  | 5.77  | 3.32   |
| <b>Total</b>  | <b>100.00</b>   | <b>100.00</b>   | <b>100.00</b>   | <b>100.00</b>  |

Table 3.5

**Gross Value of Added (GVA) of the Production Tea Leaf by the Small Tea Growers in Assam**  
(Rs. In Lakhs)

| Districts            | <i>Reference Year 2013</i>   |  |  |   |
|----------------------|--|--|--|---|
|                      | Gross Value of added (GVA) of the Production of Tea Leaf by the Small tea growers having (0-1) acre of land holdings | Gross Value of Added (GVA) of the Production of Tea Leaf by the Small tea growers having (1-3) acre of land holdings | Gross Value of Added (GVA) of the production of Tea Leaf by the Small tea growers having (above 3) acre of land holdings | Gross Value of Added (GVA) of the production of Tea Leaf by the Small tea growers |
| <b>Tinsukia</b>      | 4693   | 9297   | 12102  | 26092   |
| <b>Dibrugarh</b>     | 5294   | 10077  | 10872  | 26243   |
| <b>Sivasagar</b>     | 2430   | 3321   | 3894   | 9645  |
| <b>Jorhat</b>        | 1631   | 1628   | 1203   | 4462  |
| <b>Golaghat</b>      | 2354   | 3143   | 2870   | 8367  |
| <b>Sonitpur</b>      | 74   | 1477   | 3607   | 5158  |
| <b>Udalguri</b>      | 260  | 1551   | 3677   | 5488  |
| <b>Darrang</b>       | 3  | 2  | 2  | 7   |
| <b>Dhemaji</b>       | 27   | 60   | 366  | 453   |
| <b>Dhubri</b>        | N.A.   | 4  | 17   | 21  |
| <b>Karbi Anglong</b> | 2  | 27   | 842  | 871   |
| <b>Kokrajhar</b>     | 2  | 107  | 1139   | 1248  |
| <b>Lakhimpur</b>     | 39   | 281  | 1433   | 1753  |
| <b>Baksa</b>         | 2  | 37   | 124  | 163   |
| <b>Others</b>        | 83   | 400  | 2641   | 3124  |
| <b>Total</b>         | <b>16895</b>   | <b>31412</b>   | <b>42148</b>   | <b>90455</b>  |

Table 3.6

| <b>P.C Distribution of District wise Total Gross Value of Added (GVA) of the Production Tea Leaf by the Small Tea Growers in Assam</b> |  |  |  |   |
|--|--|--|--|---|
| <i>Reference Year 2013</i>   |  |  |  |   |
| <b>Districts</b>   | P.C Distribution of Gross Value of Added (GVA) of the Production of Tea Leaf by the Small tea growers having (0-1) acre of land holdings | P.C Distribution of Gross Value of Added (GVA) of the Production of Tea Leaf by the Small tea growers having (1-3) acre of land holdings | P.C Distribution of Gross Value of Added (GVA) of the production of Tea Leaf by the Small tea growers having (above 3) acre of land holdings | P.C Distribution of Gross Value of Added (GVA) of the production of Tea Leaf by the Small tea growers |
| <b>Tinsukia</b>  | 27.78  | 29.60  | 28.71  | 28.85   |
| <b>Dibrugarh</b>   | 31.33  | 32.08  | 25.79  | 29.01   |
| <b>Sivasagar</b>   | 14.38  | 10.57  | 9.24   | 10.66   |
| <b>Jorhat</b>  | 9.65   | 5.18   | 2.85   | 4.93  |
| <b>Golaghat</b>  | 13.93  | 10.01  | 6.81   | 9.25  |
| <b>Sonitpur</b>  | 0.44   | 4.70   | 8.56   | 5.70  |
| <b>Udalguri</b>  | 1.54   | 4.94   | 8.72   | 6.07  |
| <b>Darrang</b>   | 0.02   | 0.01   | 0.00   | 0.01  |
| <b>Dhemaji</b>   | 0.16   | 0.19   | 0.87   | 0.50  |
| <b>Dhubri</b>  | N.A.   | 0.01   | 0.04   | 0.02  |
| <b>Karbi Anglong</b>   | 0.01   | 0.09   | 2.00   | 0.96  |
| <b>Kokrajhar</b>   | 0.01   | 0.34   | 2.70   | 1.38  |
| <b>Lakhimpur</b>   | 0.23   | 0.89   | 3.40   | 1.94  |
| <b>Baksa</b>   | 0.01   | 0.12   | 0.29   | 0.18  |
| <b>Others</b>  | 0.49   | 1.27   | 6.27   | 3.45  |
| <b>Total</b>   | <b>100.00</b>  | <b>100.00</b>  | <b>100.00</b>  | <b>100.00</b>   |



Table 3.7

| District-wise Yield rate (Production (in No.)/Area in hect.) of Green Leaf by the STG's in Assam |   |   |   |  |
|--|---|---|---|--|
| <i>Reference Year 2013</i>   |   |   |   |  |
| Districts  | Production of Green Tea Leaf under small tea growers having (0-1) acre of land holdings | Production of Green Tea Leaf under small tea growers having (1-3) acre of land holdings | Production of Green Tea Leaf under small tea growers having (above 3) acre of land holdings | Production of Green Tea Leaf under small tea growers |
| <b>Tinsukia</b>  | 6245  | 5665  | 4083  | 4930   |
| <b>Dibrugarh</b>   | 6286  | 5541  | 5089  | 5484   |
| <b>Sivasagar</b>   | 4644  | 4976  | 3873  | 4367   |
| <b>Jorhat</b>  | 4299  | 4783  | 3967  | 4362   |
| <b>Golaghat</b>  | 4116  | 4319  | 2502  | 3332   |
| <b>Sonitpur</b>  | 5970  | 6038  | 4696  | 4996   |
| <b>Udalguri</b>  | 6242  | 4106  | 2835  | 3203   |
| <b>Darrang</b>   | 2600  | 2781  | 3333  | 2844   |
| <b>Dhemaji</b>   | 2577  | 1784  | 3229  | 2844   |
| <b>Dhubri</b>  | N.A.  | 3000  | 3771  | 3574   |
| <b>Karbi Anglong</b>   | 3000  | 1907  | 4531  | 4302   |
| <b>Kokrajhar</b>   | 5600  | 10244   | 3275  | 3458   |
| <b>Lakhimpur</b>   | 6984  | 2888  | 5626  | 4992   |
| <b>Baksa</b>   | 2057  | 4469  | 1867  | 2142   |
| <b>Others</b>  | 5256  | 4403  | 2853  | 3034   |
| <b>Total</b>   | <b>5401</b>   | <b>5178</b>   | <b>3856</b>   | <b>4483</b>  |

Table 3.8

| District wise Production Expenses on Fertilizers of the Small Tea Growers in Assam<br>(Rs. Per STG) |  |  |  |   |
|---|--|--|--|---|
| <i>Reference Year 2013</i>  |  |  |  |   |
| Districts   | Expenses of Fertilizer of Small tea growers having (0-1) acre of land holdings (Rs.) | Expenses of Fertilizer of Small tea growers having (1-3) acre of land holdings (Rs.) | Expenses of Fertilizer of Small tea growers having (above 3) acre of land holdings (Rs.) | Expenses of Fertilizer of Small Tea Growers in Assam(Rs.) |
| <b>Tinsukia</b>   | 1260   | 1724   | 2080   | 1689  |
| <b>Dibrugarh</b>  | 1785   | 2435   | 4394   | 2685  |
| <b>Sivasagar</b>  | 1662   | 2356   | 5884   | 2932  |
| <b>Jorhat</b>   | 948  | 1678   | 2244   | 1354  |
| <b>Golaghat</b>   | 1212   | 1887   | 5413   | 2568  |
| <b>Sonitpur</b>   | 1947   | 2889   | 1787   | 2078  |
| <b>Udalguri</b>   | 1870   | 1724   | 2080   | 1902  |
| <b>Darrang</b>  | 1000   | 631  | 909  | 868   |
| <b>Dhemaji</b>  | 1500   | 1164   | 2685   | 2032  |
| <b>Dhubri</b>   | N.A.   | 500  | 1250   | 1029  |
| <b>Karbi Anglong</b>  | 714  | 969  | 1285   | 1248  |
| <b>Kokrajhar</b>  | N.A.   | 482  | 4614   | 3916  |
| <b>Lakhimpur</b>  | 1223   | 1419   | 3852   | 3018  |
| <b>Baksa</b>  | 357  | 365  | 880  | 694   |
| <b>Others</b>   | 1455   | 2307   | 3521   | 3162  |
| <b>Total</b>  | <b>1449</b>  | <b>2075</b>  | <b>3391</b>  | <b>2298</b>   |

**Table 3.9**

| <b>District wise Expenses on Fertilizers per Acre of land of Small Tea Growers in Assam</b> |  |  |  |   |
|---|--|--|--|---|
| <i>(Rs.Per Acre)</i>  |  |  |  |   |
| <i>Reference Year 2013</i>  |  |  |  |   |
| <b>Districts</b>  | Expenses of Fertilizer of Small tea growers having (0-1) acre of land holdings (Rs.) | Expenses of Fertilizer of Small tea growers having (1-3) acre of land holdings (Rs.) | Expenses of Fertilizer of Small tea growers having (above 3) acre of land holdings (Rs.) | Expenses of Fertilizer of Small tea growers (Rs.) |
| <b>Tinsukia</b>   | 8486   | 6404   | 4317   | 5646  |
| <b>Dibrugarh</b>  | 14216  | 10355  | 10203  | 11042   |
| <b>Sivasagar</b>  | 9154   | 8801   | 9114   | 9033  |
| <b>Jorhat</b>   | 6724   | 7111   | 5331   | 6442  |
| <b>Golaghat</b>   | 7275   | 6631   | 8607   | 7793  |
| <b>Sonitpur</b>   | 14794  | 11066  | 5111   | 6497  |
| <b>Udalguri</b>   | 8486   | 4632   | 2998   | 3500  |
| <b>Darrang</b>  | 4000   | 2050   | 3333   | 3183  |
| <b>Dhemaji</b>  | 7881   | 5665   | 7016   | 6757  |
| <b>Dhubri</b>   | N.A.   | 3750   | 7714   | 6702  |
| <b>Karbi Anglong</b>  | 7500   | 3121   | 4089   | 4027  |
| <b>Kokrajhar</b>  | N.A.   | 5016   | 7333   | 7259  |
| <b>Lakhimpur</b>  | 11636  | 4778   | 9487   | 8395  |
| <b>Baksa</b>  | 7143   | 2520   | 1805   | 1958  |
| <b>Others</b>   | 9454   | 7393   | 4777   | 5093  |
| <b>Total</b>  | <b>9847</b>  | <b>7950</b>  | <b>6639</b>  | <b>7534</b>                                       |

**Table 4.0****District wise Amount Received by selling Green Tea Leaf per Small Tea Growers in Assam**  
(Rs. Per STG)*Reference Year 2013*

| <b>Districts</b>     | Total Amount Received by selling Green Tea Leaf by the Small tea growers having (0-1) acre of land holdings (Rs.) | Total Amount Received by selling Green Tea Leaf by the Small tea growers having (1-3) acre of land holdings (Rs.) | Total Amount Received by selling Green Tea Leaf by the Small tea growers having (above 3) acre of land holdings (Rs.) | Total Amount Received by selling Green Tea Leaf in Assam (Rs.) |
|----------------------|---|---|---|--|
| <b>Tinsukia</b>      | 64278   | 135071  | 438200  | 147213   |
| <b>Dibrugarh</b>     | 62184   | 158027  | 494808  | 150439   |
| <b>Sivasagar</b>     | 55049   | 127046  | 429943  | 125379   |
| <b>Jorhat</b>        | 42043   | 127849  | 384444  | 81296  |
| <b>Golaghat</b>      | 46110   | 121700  | 351802  | 103234   |
| <b>Sonitpur</b>      | 92013   | 262675  | 643880  | 433848   |
| <b>Udalguri</b>      | 68055   | 151682  | 438200  | 238669   |
| <b>Darrang</b>       | 57200   | 124038  | 200000  | 91759  |
| <b>Dhemaji</b>       | 56392   | 64000   | 580101  | 218802   |
| <b>Dhubri</b>        | N.A.  | 54000   | 374000  | 182000   |
| <b>Karbi Anglong</b> | 30000   | 46267   | 501693  | 351962   |
| <b>Kokrajhar</b>     | 21000   | 259000  | 794658  | 660535   |
| <b>Lakhimpur</b>     | 97306   | 133788  | 796840  | 429620   |
| <b>Baksa</b>         | 25920   | 142107  | 361960  | 239956   |
| <b>Others</b>        | 58235   | 146198  | 568046  | 354301   |
| <b>Total</b>         | <b>56794</b>  | <b>142414</b>   | <b>473945</b>   | <b>149931</b>  |

Table 4.1

| <b>District wise Total Amount Received by selling Green Tea Leaf per Worker of the Small Tea Growers in Assam</b> |   |   |   |  |
|---|---|---|---|--|
| <i>Reference Year 2013</i>  |   |   |   |  |
| <b>Districts</b>  | Total Amount Received by selling Green Tea Leaf by the Small tea growers having (0-1) acre of land holdings (Rs.) | Total Amount Received by selling Green Tea Leaf by the Small tea growers having (1-3) acre of land holdings (Rs.) | Total Amount Received by selling Green Tea Leaf by the Small tea growers having (above 3) acre of land holdings (Rs.) | Total Amount Received by selling Green Tea Leaf in Assam (Rs.) |
| <b>Tinsukia</b>   | 14078   | 22235   | 30526   | 22286  |
| <b>Dibrugarh</b>  | 12203   | 20851   | 35118   | 21189  |
| <b>Sivasagar</b>  | 12733   | 19871   | 37851   | 21343  |
| <b>Jorhat</b>   | 9480  | 17604   | 26273   | 14347  |
| <b>Golaghat</b>   | 10850   | 19033   | 24190   | 17051  |
| <b>Sonitpur</b>   | 14085   | 30021   | 28939   | 28761  |
| <b>Udalguri</b>   | 16208   | 24970   | 30526   | 27463  |
| <b>Darrang</b>  | 14300   | 19083   | 18182   | 16684  |
| <b>Dhemaji</b>  | 11278   | 7617  | 29005   | 19710  |
| <b>Dhubri</b>   | N.A.  | 5400  | 10389   | 8922   |
| <b>Karbi Anglong</b>  | 4286  | 8675  | 21099   | 19748  |
| <b>Kokrajhar</b>  | 2625  | 15010   | 36619   | 32746  |
| <b>Lakhimpur</b>  | 16218   | 20576   | 52248   | 41295  |
| <b>Baksa</b>  | 1851  | 11533   | 16757   | 13874  |
| <b>Others</b>   | 12578   | 21606   | 35021   | 31072  |
| <b>Total</b>  | <b>12263</b>  | <b>21017</b>  | <b>31691</b>  | <b>21588</b>   |

**Table 4.2**

**Salary & Wages (Annual) paid per worker including the Small Tea Growers in Assam**

*(Rs.Per Worker)*

*Reference Year 2013*

| <b>Districts</b>     | Total Salary & wages paid by the Small Tea Growers having (0-1) acre in Assam (Rs.) | Total Salary & wages paid by the Small Tea Growers having (1-3) acre in Assam (Rs.) | Total Salary & Wages paid by the Small Tea Growers having (above 3) acre in Assam (Rs.) | Total Salary & wages paid by the Small Tea Growers in Assam (Rs.) |
|----------------------|---|---|---|---|
| <b>Tinsukia</b>      | 1643  | 2656  | 8132  | 4108  |
| <b>Dibrugarh</b>     | 2642  | 3685  | 6536  | 4012  |
| <b>Sivasagar</b>     | 2118  | 3722  | 9725  | 4530  |
| <b>Jorhat</b>        | 1952  | 4479  | 8287  | 3629  |
| <b>Golaghat</b>      | 2182  | 3598  | 4985  | 3390  |
| <b>Sonitpur</b>      | 5763  | 12627   | 8411  | 9423  |
| <b>Udalguri</b>      | 1786  | 2656  | 8132  | 5821  |
| <b>Darrang</b>       | 6440  | 11231   | 11521   | 9126  |
| <b>Dhemaji</b>       | 2060  | 2676  | 9975  | 6600  |
| <b>Dhubri</b>        | N.A.  | 1923  | 6250  | 4977  |
| <b>Karbi Anglong</b> | 1029  | 1881  | 5904  | 5477  |
| <b>Kokrajhar</b>     | 900   | 23077   | 21141   | 20960   |
| <b>Lakhimpur</b>     | 9367  | 9405  | 22880   | 18311   |
| <b>Baksa</b>         | 2743  | 5616  | 6010  | 5570  |
| <b>Others</b>        | 2207  | 4067  | 9741  | 8204  |
| <b>Total</b>         | <b>2188</b>   | <b>3833</b>   | <b>8263</b>   | <b>4741</b>   |

Table 4.3

| <b>Gross Value Output (GVO) per Worker (incl. the Growers) of production Tea Leaf by the Small Tea Growers in Assam (GVO/worker)</b> |   |   |   |  |
|--|---|---|---|--|
| <i>Reference Year 2013</i>   |   |   |   |  |
| <b>Districts</b>   | Gross Value of Output (GVO) of the Production of Tea Leaf by the Small Tea Growers having (0-1) acre of land holdings | Gross Value of Output (GVO) of the Production of Tea Leaf by the Small Tea Growers having (1-3) acre of land holdings | Gross Value of Output (GVO) of the Production of Tea Leaf by the Small Tea Growers having (above 3) acre of land holdings | Gross Value of Output (GVO) of the Production of Tea Leaf by the Small Tea Growers |
| <b>Tinsukia</b>  | 13906   | 22871   | 31472   | 22760  |
| <b>Dibrugarh</b>   | 11841   | 20852   | 35061   | 21038  |
| <b>Sivasagar</b>   | 12649   | 19979   | 37498   | 21260  |
| <b>Jorhat</b>  | 9697  | 18057   | 26718   | 14467  |
| <b>Golaghat</b>  | 10972   | 18434   | 23604   | 16754  |
| <b>Sonitpur</b>  | 14163   | 29961   | 29541   | 29175  |
| <b>Udalguri</b>  | 16098   | 24966   | 31469   | 28010  |
| <b>Darrang</b>   | 15000   | 15385   | 18182   | 15909  |
| <b>Dhemaji</b>   | 11290   | 7731  | 28397   | 19418  |
| <b>Dhubri</b>  | N.A.  | 5556  | 10185   | 8824   |
| <b>Karbi Anglong</b>   | 4762  | 8958  | 21359   | 20014  |
| <b>Kokrajhar</b>   | 2344  | 14797   | 37078   | 33091  |
| <b>Lakhimpur</b>   | 16304   | 20590   | 52538   | 41494  |
| <b>Baksa</b>   | 2143  | 11594   | 16319   | 13640  |
| <b>Others</b>  | 12888   | 21988   | 35751   | 31711  |
| <b>Total</b>   | <b>12133</b>  | <b>21159</b>  | <b>32020</b>  | <b>21700</b>   |

**Table 4.4**

| <b>Gross Value Added (GVA) of the production of Green Tea Leaf by the Small Tea Growers in Assam (GVA/ Worker)</b> |  |  |  |  |
|--|--|--|--|--|
| <i>Reference Year 2013</i>   |  |  |  |  |
| <b>Districts</b>   | Gross Value Added (GVA) of the production of Tea Leaf by the Small Tea Growers having (0-1) acre of land holdings in Assam (Rs.) | Gross Value Added (GVA) of the production of Tea Leaf by the Small Tea Growers having (1-3) acre of land holdings in Assam (Rs.) | Gross Value Added (GVA) of the production of Tea Leaf by the Small Tea Growers having (above 3) acre of land holdings in Assam (Rs.) | Gross Value Added (GVA) of the Production of Tea Leaf by the Small Tea Growers (Rs.) |
| <b>Tinsukia</b>  | 10430  | 19112  | 26824  | 18804  |
| <b>Dibrugarh</b>   | 8670   | 16962  | 26626  | 16270  |
| <b>Sivasagar</b>   | 10031  | 15919  | 26866  | 16188  |
| <b>Jorhat</b>  | 8053   | 15208  | 22524  | 12292  |
| <b>Golaghat</b>  | 8281   | 14594  | 15334  | 12182  |
| <b>Sonitpur</b>  | 10587  | 25158  | 22485  | 22811  |
| <b>Udalguri</b>  | 12311  | 21206  | 26822  | 23722  |
| <b>Darrang</b>   | 15000  | 15385  | 18182  | 15909  |
| <b>Dhemaji</b>   | 8710   | 6104   | 23462  | 15878  |
| <b>Dhubri</b>  | N.A.   | 4444   | 7870   | 6863   |
| <b>Karbi Anglong</b>   | 1905   | 5625   | 16394  | 15225  |
| <b>Kokrajhar</b>   | 1563   | 13194  | 24188  | 22096  |
| <b>Lakhimpur</b>   | 14130  | 17640  | 39314  | 31792  |
| <b>Baksa</b>   | 1429   | 10725  | 14352  | 12083  |
| <b>Others</b>  | 9905   | 17913  | 28465  | 25298  |
| <b>Total</b>   | <b>9203</b>  | <b>17365</b>   | <b>23458</b>   | <b>16623</b>   |



**Districtwise Summary Report of the Pilot Survey on Small Tea Growers of Assam-2013**  
*Total of 14 Districts as per Survey Report*

| District          | Size : A (0-1 acre) |                                 |                                     |                                     |  |  |  |                                     |                                       |   |  |   |                                      |                                  |
|-------------------|---------------------|---------------------------------|-------------------------------------|-------------------------------------|--|--|--|-------------------------------------|---------------------------------------|---|--|---|--------------------------------------|----------------------------------|
|                   | No of STG           | Total no. of employees & worker | Emoluments/Wages etc. paid (In Rs.) | Total area of the garden (In acres) | Production of green tea leaf (In K.G.) | Total amount received by selling green tea leaf (In Rs.) | Average price realised per K.G. (In Rs.) | Annual production expenses (In Rs.) | Total Expenses of fertilizer (In Rs.) | Total Amount received from the subsidiary products (In Rs.) | Total amount Received by Selling green Tea leaf & Subsidiary Products (In Rs.) | Total Expenditure including salary and wages (In Rs.) | Gross Value of Output (Rs. In Lakhs) | Gross Value Added (Rs. In Lakhs) |
| <b>Tinsukia</b>   | 9855                | 44995                           | 73923782                            | 6679                                | 41712665                               | 633458993  | 15                                       | 156412455                           | 56679523                              | 14241636  | 650182630  | 230336236   | 6257                                 | 4693                             |
| <b>Dibrugarh</b>  | 11982               | 61058                           | 161341174                           | 7667                                | 48197038                               | 745094325  | 15                                       | 193565902                           | 108990297                             | 10107070  | 755201395  | 354907076   | 7230                                 | 5294                             |
| <b>Sibsagar</b>   | 5603                | 24224                           | 51317804                            | 4399                                | 20428672                               | 308438641  | 15                                       | 63424752                            | 40267117                              | 1076984   | 309515625  | 115406864   | 3064                                 | 2430                             |
| <b>Jorhat</b>     | 4567                | 20254                           | 39531952                            | 2856                                | 12277287                               | 192010858  | 16                                       | 33253916                            | 19204235                              | 718806  | 192739664  | 72785868  | 1964                                 | 1631                             |
| <b>Golaghat</b>   | 6689                | 28428                           | 62038564                            | 4736                                | 19492104                               | 308430467  | 16                                       | 76483619                            | 34453048                              | 3268851   | 311699317  | 138522182   | 3119                                 | 2354                             |
| <b>Sonitpur</b>   | 107                 | 699                             | 4028193                             | 92                                  | 549267                                 | 9845427  | 18                                       | 2466707                             | 1361040                               | 179760  | 10025187   | 6494900   | 99                                   | 74                               |
| <b>Udalguri</b>   | 503                 | 2112                            | 3773076                             | 341                                 | 2128018                                | 34231798   | 16                                       | 7983304                             | 2892927                               | 00  | 34231798   | 11756380  | 340                                  | 260                              |
| <b>Darrang</b>    | 05                  | 20                              | 128800                              | 05                                  | 13000                                  | 286000   | 22                                       | 36000                               | 20000                                 | 00  | 286000   | 164800  | 3                                    | 3                                |
| <b>Dhemaji</b>    | 62                  | 310                             | 638600                              | 59                                  | 152024                                 | 3496304  | 23                                       | 799800                              | 465000                                | 00  | 3496304  | 1438400   | 35                                   | 27                               |
| <b>Dhubri</b>     | 00                  | 00                              | 00                                  | 00                                  | 00                                     | 00   | 0  | 00                                  | 00                                    | 00  | 00   | 00  | 0                                    | 0                                |
| <b>K. Anglong</b> | 15                  | 105                             | 108000                              | 10                                  | 30000                                  | 450000   | 15                                       | 315000                              | 75000                                 | 60000   | 510000   | 423000  | 5                                    | 2                                |
| <b>Kokrajhar</b>  | 16                  | 128                             | 115200                              | 06                                  | 33600                                  | 336000   | 10                                       | 139200                              | 00                                    | 00  | 336000   | 254400  | 3                                    | 2                                |
| <b>Lakhimpur</b>  | 46                  | 276                             | 2585200                             | 29                                  | 202531                                 | 4476063  | 22                                       | 581374                              | 337443                                | 67686   | 4543749  | 3166574   | 45                                   | 39                               |
| <b>Baska</b>      | 10                  | 140                             | 384000                              | 07                                  | 14600                                  | 259200   | 18                                       | 110000                              | 50000                                 | 00  | 259200   | 494000  | 3                                    | 2                                |
| <b>Others</b>     | 181                 | 838                             | 1849505                             | 129                                 | 678020                                 | 10540500   | 16                                       | 2457363                             | 1219532                               | 136327  | 10688212   | 4309915   | 108                                  | 83                               |
| <b>Total</b>      | <b>39641</b>        | <b>183587</b>                   | <b>401763850</b>                    | <b>27015</b>                        | <b>145908626</b>                       | <b>2251354576</b>  | <b>16</b>                                | <b>538029392</b>                    | <b>266015162</b>                      | <b>29857120</b>   | <b>2283705081</b>  | <b>940460595</b>                                      | <b>22275</b>                         | <b>16895</b>                     |

Table 4.6

## Districtwise Summary Report of the Pilot Survey on Small Tea Growers of Assam-2013

Total of 14 Districts as per Survey Report

| District   | No of STG | Total no. of employees & worker | Emoluments/ Wages etc. paid (in Rs.) | Total area of the garden (in acres) | Production of green tea leaf (in K.G.) | Total amount received by selling green tea leaf (in Rs.) | Average price realised per K.G. (in Rs.) | Annual production expenses (in Rs.) | Total Expenses of fertilizer (in Rs.) | Total Amount received from the subsidiary products (in Rs.) | Total amount Received by Selling green Tea leaf & Subsidiary Products (in Rs.) | Total Expenditure including salary and wages (in Rs.) | Gross Value of Out Put (Rs. in Lakhs) | Gross Value Added (Rs. in Lakhs) | Size : B (1-3 acre) |  |
|------------|-----------|---------------------------------|--------------------------------------|-------------------------------------|--|--|--|-------------------------------------|---------------------------------------|---|--|---|---------------------------------------|----------------------------------|---------------------|--|
|            |           |                                 |                                      |                                     |  |  |  |                                     |                                       |   |  |   |                                       |                                  |                     |  |
| Tinsukia   | 8008      | 48646                           | 129221873                            | 13094                               | 74172156                               | 1081645179   | 15                                       | 182928638                           | 83853396                              | 22595187  | 1104240365   | 312150511   | 11126                                 | 9297                             |                     |  |
| Dibrugarh  | 7839      | 59410                           | 218910913                            | 13972                               | 77424302                               | 1238775821   | 16                                       | 231141755                           | 144681254                             | 10887871  | 1249663692   | 450052668   | 12388                                 | 10077                            |                     |  |
| Sivasagar  | 3263      | 20862                           | 77642283                             | 5584                                | 27785996                               | 414549841  | 15                                       | 84693305                            | 49142385                              | 433284  | 411430199  | 162469317   | 4168                                  | 3321                             |                     |  |
| Jorhat     | 1474      | 10705                           | 47950911                             | 2526                                | 12083079                               | 188449933  | 16                                       | 30468861                            | 17962744                              | 608931  | 189058865  | 75616756  | 1933                                  | 1628                             |                     |  |
| Golaghat   | 3368      | 21536                           | 77495664                             | 6128                                | 26467713                               | 409886572  | 15                                       | 82692535                            | 40632074                              | 4169679   | 414056251  | 160188199   | 3970                                  | 3143                             |                     |  |
| Sonitpur   | 671       | 5871                            | 74132919                             | 1533                                | 9255606                                | 176254925  | 19                                       | 28169419                            | 16963719                              | 1593625   | 177948550  | 102302337   | 1759                                  | 1477                             |                     |  |
| Udalguri   | 1204      | 7314                            | 19428463                             | 2722                                | 11175851                               | 182624974  | 16                                       | 27503257                            | 12607329                              | 00  | 182624974  | 46931720  | 1826                                  | 1551                             |                     |  |
| Darrang    | 02        | 13                              | 146000                               | 04                                  | 11125                                  | 248075   | 22                                       | 24000                               | 8200                                  | 4000  | 252075   | 170000  | 2                                     | 2                                |                     |  |
| Dhemaji    | 117       | 983                             | 2630160                              | 202                                 | 360360                                 | 7488000  | 21                                       | 1641229                             | 1144260                               | 00  | 7488000  | 4271389   | 76                                    | 60                               |                     |  |
| Dhnbri     | 09        | 90                              | 173070                               | 12                                  | 36000                                  | 486000   | 14                                       | 99000                               | 45000                                 | 00  | 486000   | 272070  | 5                                     | 4                                |                     |  |
| K. Anglong | 90        | 480                             | 903000                               | 149                                 | 284100                                 | 4164000  | 15                                       | 1584000                             | 465000                                | 00  | 4164000  | 2487000   | 43                                    | 27                               |                     |  |
| Kokrajhar  | 47        | 811                             | 18715400                             | 78                                  | 799000                                 | 12173000   | 15                                       | 1257250                             | 391275                                | 00  | 12173000   | 19972650  | 120                                   | 107                              |                     |  |
| Lakshimpur | 245       | 1593                            | 14981750                             | 473                                 | 1365875                                | 32777938   | 24                                       | 4700938                             | 2260125                               | 398125  | 33176063   | 19682688  | 328                                   | 281                              |                     |  |
| Baska      | 28        | 345                             | 1937600                              | 50                                  | 223440                                 | 3978987  | 18                                       | 308000                              | 126000                                | 74667   | 4053653  | 2245600   | 40                                    | 37                               |                     |  |
| Others     | 330       | 2233                            | 9082639                              | 697                                 | 3068964                                | 48245197   | 16                                       | 9064834                             | 5152573                               | 510244  | 48710970   | 18114063  | 491                                   | 400                              |                     |  |
| Total      | 26695     | 180892                          | 693352645                            | 47224                               | 244513567                              | 3801748442   | 17                                       | 686277021                           | 375435334                             | 41275613  | 3839426657   | 1376926968  | 38275                                 | 31412                            |                     |  |

### Districtwise Summary Report of the Pilot Survey on Small Tea Growers of Assam-2013

Total of 14 Districts as per Survey Report

| District   | No of STG | Total no. of employees & worker | Emoluments/ Wages etc. paid (in Rs.) | Total area of the garden (in acres) | Production of green tea leaf (in K.G.) | Total amount received by selling green tea leaf (in Rs.) | Average price realised per K.G. (in Rs.) | Annual production expenses (in Rs.) | Total Expenses of fertilizer (in Rs.) | Total Amount received from the subsidiary products (in Rs.) | Total amount Received by Selling green Tea leaf & Subsidiary Products (in Rs.) | Total Expenditure including salary and wages (in Rs.) | Gross Value of Output (Rs. In Lakhs) | Gross Value Added (Rs. in Lakhs) | Size : C (>3 acre) |
|------------|-----------|---------------------------------|--------------------------------------|-------------------------------------|--|--|--|-------------------------------------|---------------------------------------|---|--|---|--------------------------------------|----------------------------------|--------------------|
|            |           |                                 |                                      |                                     |  |  |  |                                     |                                       |   |  |   |                                      |                                  |                    |
| Tinsukia   | 3143      | 45117                           | 366881376                            | 21736                               | 88741388                               | 1377261484   | 16                                       | 209719210                           | 93830378                              | 7683452   | 1384944937   | 576600586   | 14199                                | 12102                            |                    |
| Dibrugarh  | 2898      | 40832                           | 266861516                            | 17583                               | 89474187                               | 1433954007   | 16                                       | 344373573                           | 179405737                             | 8775404   | 1442729412   | 611233089   | 14316                                | 10872                            |                    |
| Sivasagar  | 1276      | 14494                           | 140957888                            | 9357                                | 36235095                               | 548607072  | 15                                       | 154057042                           | 85280969                              | 7548031   | 556155102  | 295014930   | 5435                                 | 3894                             |                    |
| Jorhat     | 365       | 5341                            | 44259900                             | 2248                                | 8918295                                | 140322137  | 16                                       | 22428289                            | 11983911                              | 2190000   | 142512137  | 66688189  | 1427                                 | 1203                             |                    |
| Golaghat   | 1287      | 18717                           | 93306213                             | 11771                               | 29451487                               | 452769137  | 15                                       | 154844486                           | 101310618                             | 7034374   | 459803512  | 248150698   | 4418                                 | 2870                             |                    |
| Sonitpur   | 721       | 16042                           | 134922172                            | 5607                                | 26329118                               | 464237480  | 18                                       | 113215025                           | 28659750                              | 1658300   | 465895780  | 248137197   | 4739                                 | 3607                             |                    |
| Udalguri   | 955       | 13709                           | 111476842                            | 9510                                | 26964055                               | 418480661  | 16                                       | 63723145                            | 28510344                              | 00  | 418480660  | 175199987   | 4314                                 | 3677                             |                    |
| Darrang    | 01        | 11                              | 126729                               | 03                                  | 10000                                  | 200000   | 20                                       | 20000                               | 10000                                 | 15000   | 215000   | 150000  | 2                                    | 2                                |                    |
| Dhemaji    | 78        | 1560                            | 15561000                             | 597                                 | 1927471                                | 45247904   | 23                                       | 7650500                             | 4188600                               | 00  | 45247904   | 23211500  | 443                                  | 366                              |                    |
| Dhubri     | 06        | 216                             | 1350000                              | 35                                  | 132000                                 | 2244000  | 17                                       | 534000                              | 270000                                | 00  | 2244000  | 1884000   | 22                                   | 17                               |                    |
| K. Anglong | 216       | 5136                            | 30324480                             | 1614                                | 7312656                                | 108365712  | 15                                       | 25536000                            | 6600000                               | 16800   | 108382512  | 62100480  | 1097                                 | 842                              |                    |
| Kokrajhar  | 217       | 4709                            | 99550920                             | 2963                                | 9702504                                | 172440786  | 18                                       | 60707920                            | 21726908                              | 54250   | 172495036  | 160258840   | 1746                                 | 1139                             |                    |
| Lakhimpur  | 239       | 3645                            | 83399050                             | 1480                                | 8326103                                | 190444790  | 23                                       | 48158500                            | 14041250                              | 2497550   | 192942340  | 131557550   | 1915                                 | 1433                             |                    |
| Baska      | 40        | 864                             | 5192800                              | 421                                 | 785920                                 | 14478400   | 18                                       | 1708800                             | 760000                                | 4800  | 14483200   | 6901600   | 141                                  | 124                              |                    |
| Others     | 572       | 9278                            | 90377780                             | 6840                                | 19513643                               | 324922486  | 17                                       | 67638240                            | 32671901                              | 1873571   | 326796057  | 158224179   | 3317                                 | 2641                             |                    |
| Total      | 12014     | 179671                          | 1484548666                           | 91765                               | 353823922                              | 5693976056   | 16                                       | 1274314730                          | 609250366                             | 39351532  | 5733327589   | 2765314825  | 57531                                | 42148                            |                    |

Table 4.8

**Districtwise Summary Report of the Pilot Survey on Small Tea Growers of Assam-2013**  
Total of 14 Districts as per Survey Report

| District   | No of STG | Total no. of employees & worker | Emoluments/Wages etc. paid (in Rs.) | Total area of the garden (In acres) | Total Production of green tea leaf (In K.G.) | Total amount received by selling green tea leaf (in Rs.) | Average price realised per K.G. (in Rs.) | Total Annual production expenses (in Rs.) | Total Expenses of fertilizer (in Rs.) | Total Amount received from the subsidiary products (in Rs.) | Total amount Received by Selling green Tea leaf & Subsidiary Products (in Rs.) | Total Expenditure including salary and wages (in Rs.) | Value of Out put (Rs. In Lakh) | Gross Value Added (Rs. in Lakh) |
|------------|-----------|---------------------------------|-------------------------------------|-------------------------------------|--|--|--|---|---------------------------------------|---|--|---|--------------------------------|---------------------------------|
|            |           |                                 |                                     |                                     |  |  |  |   |                                       |   |  |   |                                |                                 |
| Tinsukia   | 21006     | 138758                          | 570027031                           | 41509                               | 204626209                                    | 3092365656   | 15                                       | 549060303                                 | 234363297                             | 44520275  | 3139367932   | 1119087333  | 31582                          | 26092                           |
| Dibrugarh  | 22719     | 161300                          | 647113603                           | 39222                               | 215095527                                    | 3417824153   | 16                                       | 769081230                                 | 433077288                             | 29770345  | 3447594499   | 1416194833  | 33934                          | 26243                           |
| Sivasagar  | 10142     | 59580                           | 269917975                           | 19340                               | 84449763                                     | 1271595554   | 15                                       | 302175099                                 | 174690471                             | 9058299   | 1277100926   | 572891111   | 12667                          | 9645                            |
| Jorhat     | 6406      | 36300                           | 131742763                           | 7630                                | 33278661                                     | 520782928  | 16                                       | 86151066                                  | 49150890                              | 3517737   | 524300666  | 215090813   | 5324                           | 4462                            |
| Golaghat   | 11344     | 68681                           | 232840441                           | 22635                               | 75411304                                     | 1171086176   | 15                                       | 314020640                                 | 176395740                             | 14472904  | 1185559080   | 546861079   | 11507                          | 8367                            |
| Somitpur   | 1499      | 22612                           | 213083284                           | 7232                                | 36133991                                     | 650337832  | 18                                       | 143851151                                 | 46984509                              | 3431685   | 653769517  | 356934434   | 6597                           | 5158                            |
| Udalguri   | 2662      | 23135                           | 134678381                           | 12573                               | 40267924                                     | 635337433  | 16                                       | 99209706                                  | 44010600                              | 00  | 635337432  | 233888087   | 6480                           | 5488                            |
| Darrang    | 08        | 44                              | 401529                              | 12                                  | 34125  | 734075   | 21                                       | 80000                                     | 38200                                 | 19000   | 753075   | 484800  | 07                             | 07                              |
| Dhemaji    | 257       | 2853                            | 18829760                            | 858                                 | 2439855                                      | 56232208   | 22                                       | 10091529                                  | 5797860                               | 00  | 56232208   | 28921289  | 554                            | 453                             |
| Dhubri     | 15        | 306                             | 1523070                             | 47                                  | 168000                                       | 2730000  | 10                                       | 633000                                    | 315000                                | 00  | 2730000  | 2156070   | 27                             | 21                              |
| K. Anglong | 321       | 5721                            | 31335480                            | 1773                                | 7626756                                      | 112979712  | 15                                       | 27435000                                  | 7140000                               | 76800   | 113056512  | 65010480  | 1145                           | 871                             |
| Kokrajhar  | 280       | 5648                            | 118381520                           | 3047                                | 10535104                                     | 184949786  | 14                                       | 62104370                                  | 22118183                              | 54250   | 185004036  | 180485890   | 1869                           | 1248                            |
| Lakhimpur  | 530       | 5514                            | 100966000                           | 1982                                | 9894509                                      | 227698791  | 23                                       | 53440812                                  | 16638818                              | 2963361   | 230662152  | 154406812   | 2288                           | 1753                            |
| Baska      | 78        | 1349                            | 7514400                             | 478                                 | 1023760                                      | 18716587   | 18                                       | 2126800                                   | 936000                                | 79467   | 18796053   | 9641200   | 184                            | 163                             |
| Others     | 1083      | 12349                           | 101309924                           | 7666                                | 23260627                                     | 383708183  | 16                                       | 79160437                                  | 39044006                              | 2520142   | 386195239  | 180648157   | 3916                           | 3124                            |
| Total      | 78350     | 544150                          | 2579665161                          | 166004                              | 744246115                                    | 11747079074  | 16                                       | 2498621143                                | 1250700862                            | 110484265   | 11856459327  | 5082702388  | 118081                         | 90455                           |

**GOVERNMENT OF ASSAM  
DIRECTORATE OF ECONOMICS AND STATISTICS  
JAWAHARNAGAR::BELTOLA::GUWAHATI-781028**

**SAMPLE SURVEY ON SMALL TEA GROWERS IN ASSAM, 2013**

Name of District:

District Code :

|  |  |
|--|--|
|  |  |
|--|--|

Date of Survey:

|  |
|--|
|  |
|--|

**BLOCK -A**  
**(IDENTIFICATION)**

1. (a) Name of the Tea Garden with full address :

|  |
|--|
|  |
|--|

(b) Distance from the District/ Sub-Division Head  
Quarters (In K.M.) :

|  |
|--|
|  |
|--|

2. Code No. of Tea Garden :

|  |  |  |  |  |  |
|--|--|--|--|--|--|
|  |  |  |  |  |  |
|--|--|--|--|--|--|

3. Year of first plantation :

|  |  |  |  |
|--|--|--|--|
|  |  |  |  |
|--|--|--|--|

4. (a) Name of Development Block :

|  |
|--|
|  |
|--|

(b) Distance from the garden (In K.M.) :

|  |
|--|
|  |
|--|

5. (a) Name of Gaon Panchayat :

|  |
|--|
|  |
|--|

(b) Distance from the garden (In K.M.) :

|  |
|--|
|  |
|--|

**BLOCK -B**  
**(EMPLOYMENT & WAGES)**

1 Name of the Owner with full address & Phone No. :

|  |
|--|
|  |
|--|

2 Sex of the Owner :  
(Tick mark in appropriate box) →

|      |        |
|------|--------|
| Male | Female |
|      |        |

3 Educational Qualification of the Owner :

(Tick mark in appropriate box) →

| Primary | Middle | HSLC | HSSLC | Degree | Post Graduate | Others, if any |
|---------|--------|------|-------|--------|---------------|----------------|
|         |        |      |       |        |               |                |

4 Total number Employees and Workers (In No.) (4.1+4.2+4.3+4.4) →

|      |        |
|------|--------|
| Male | Female |
|      |        |

4 Owner & unpaid family members working during the year,2013 (In No.) →

|      |        |
|------|--------|
| Male | Female |
|      |        |

4 Managerial/ Supervisory staff working during the year,2013 (In No.) →

|      |        |
|------|--------|
| Male | Female |
|      |        |

4 Permanent workers employed during the year,2013 (In No.) →

|      |        |
|------|--------|
| Male | Female |
|      |        |

4 Temporary workers employed during the year,2013 (In No.)→

|      |        |
|------|--------|
| Male | Female |
|      |        |

5 Emoluments/ Wages etc. paid during the year 2013 (In Rs.) :

|  |
|--|
|  |
|--|

**BLOCK -C**  
**(AREA AND PRODUCTION)**

1. Total area of the garden (In acres) :
  
2. Production during the year 2013 (Green tea leaf in K.G.) :
  
3. Total amount received during the year 2013 by selling green leaf (In Rs.) :
  
4. Average price realised during the year 2013 (Per K.G.) (In Rs.) :
  
5. Annual Production Expenses (In Rs.) [(B5+C5.1(b)+C5.3+C5.4+D1 (b)) :

5.1 (a) Whether irrigation facilities available ? :  
(Tick mark in appropriate box) →

| YES | NO |
|-----|----|
|     |    |

(b) If 'Yes', type of irrigation and irrigation expenses :

(Tick mark in appropriate box/ boxes) →

(Irrigation expenses in Rs. In the appropriate box/ boxes) →

| Item      | Govt. irrigation Channel | Shallow Tube well | Hand Pump | Well | Others |
|-----------|--------------------------|-------------------|-----------|------|--------|
| Tick Mark |                          |                   |           |      |        |
| In Rs.    |                          |                   |           |      |        |

5.2 (a) Whether fertilizer used or not ? :

| YES | NO | <i>If 'Yes', name of fertilizer used</i> |
|-----|----|--|
|     |    |  |

(Tick mark in appropriate box) →

(b) If 'Yes', fertilizer expenses (In Rs.) :

5.3 Pesticide expenses, if any (In Rs.) :

5.4 Other expenses (In Rs.) :

6. (a) Name of Bought Leaf Factory (BLF) with address :

(b) Distance of BLF from the garden (In K.M.)



**BLOCK -D****(MISCELLANEOUS)**

|   |     |    |                         |         |           |
|---|-----|----|-------------------------|---------|-----------|
| 1. (a) Whether fertilizer used or not ?<br>(Tick mark in appropriate box) → | YES | NO | If<br>'Yes',<br>Specify | Organic | Inorganic |
|   |     |    |                         |         |           |

|  |        |         |           |       |
|--|--------|---------|-----------|-------|
| (b) If 'Yes', expenses of fertilizer for<br>the year 2013 (In Rs.) → | Item   | ORGANIC | INORGANIC | TOTAL |
|  | In Rs. |         |           |       |

*[Instead of Sub-Item 5.2 (b) of BLOCK C, add the figure of Item 1 (b) of BLOCK D to get the value of Item 5 of BLOCK C (Annual Production Expenses)]*

|  |                 |  |                 |
|--|-----------------|--|-----------------|
| 2. Name of subsidiary products and<br>amount received from the products<br>during the year 2013 (e.g. Black<br>peeper, Sanchi, Arecanut, Beetle leaf,<br>coconut etc.) | Name of product |  | Amount (in Rs.) |
|  |                 |  |                 |
|  |                 |  |                 |
|  |                 |  |                 |
|  | TOTAL           |  |                 |

|  |     |    |
|--|-----|----|
| 3. (a) Whether trained worker engaged<br>in plucking of tea leaves ?<br>(Tick mark in appropriate box) → | Yes | No |
|  |     |    |

|  |      |        |
|--|------|--------|
| (b) If 'Yes', then total number trained<br>workers engaged for the year 2013 → | Male | Female |
|  |      |        |

|                                |                    |  |                 |
|--------------------------------|--------------------|--|-----------------|
| 4. Type of ownership of land → | Type of land       |  | Area (in acres) |
|                                | (a) Govt. land     |  |                 |
|                                | (b) Forest land    |  |                 |
|                                | (c) Leased in land |  |                 |
|                                | (d) Own land       |  |                 |
| TOTAL AREA (In Acres)          |                    |  |                 |

|  |            |         |                    |                  |        |
|--|------------|---------|--------------------|------------------|--------|
| 5. Type of ownership of the garden →<br>(Tick mark in appropriate box) → | Individual | Jointly | Self Help<br>Group | Co-<br>Operative | Others |
|  |            |         |                    |                  |        |

Signature of Supervisor with date

Name of Supervisor :

Designation :

Signature of Enumerator with date

Name of Enumerator :

Designation :

Signature with seal of concerned Deputy Director of Economics & Statistics/  
Sub-Divisional Statistical Officer